

**Circuit de Spa  
International GT Open  
Qualifying - 2**

**Results**

28/05/2017

Ord.	N°	Entrant / Team	Nat.	Driver	Nat.	St.	Driver 2	Nat.	St.	Vehicle	Cat.	Cl.	Laps	Best Time	Gap	Interval	Km/h
1	23	Imperiale Racing	ITA	<u>Vito Postiglione</u>	ITA	Gold	Andrea Fontana	ITA	Silver	Lamborghini Huracan GT3	PRO	1°	10	5	2'37.780		159.807
2	25	FF Corse	GBR	Ivor Dunbar	GBR	Bronze	<u>Johnny Mowlem</u>	GBR	Gold	Ferrari 488 GT3	PROAM	1°	9	6	2'38.065	0"285	159.519
3	55	Farnbacher Racing	DEU	Dominik Farnbacher	DEU	Gold	<u>Mario Farnbacher</u>	DEU	Silver	Lexus RC-F GT3	PRO	2°	10	9	2'38.262	0"482	159.321
4	24	Garage 59	GBR	Michael Benham	GBR	Bronze	<u>Duncan Tappy</u>	GBR	Gold	McLaren 650 S GT3 2015	PROAM	2°	10	8	2'38.449	0"669	159.133
5	16	Drivex School	ESP	Marcelo Hahn	BRA	Bronze	<u>Allam Khodair</u>	BRA	Gold	Mercedes AMG GT3	PROAM	3°	10	9	2'38.454	0"674	159.128
6	54	Emil Frey Lexus Racing	CHE	Albert Costa	ESP	Gold	<u>Philipp Frommenwiler</u>	CHE	Silver	Lexus RC-F GT3	PRO	3°	9	8	2'38.509	0"729	159.072
7	10	Jordan Racing	GBR	Jordan Witt	GBR	Bronze	<u>Michael Meadows</u>	GBR	Gold	Bentley GT3	PROAM	4°	10	9	2'38.551	0"771	159.030
8	1	Imperiale Racing	ITA	Thomas Biagi	ITA	Gold	<u>Giovanni Venturini</u>	ITA	Gold	Lamborghini Huracan GT3	PRO	4°	10	9	2'38.885	1"105	158.696
9	51	RACE / BMW Team Teo Martin	ESP	Lourenço Beirão da Veiga	PRT	Silver	<u>Nelson Piquet jr</u>	BRA	Platinum	BMW M6 GT3	PRO	5°	10	8	2'39.145	1"365	158.437
10	488	Spirit of Race	CHE	<u>Miguel Ramos</u>	PRT	Silver	Mikkel Mac	DNK	Gold	Ferrari 488 GT3	PRO	6°	10	9	2'39.283	1"503	158.299
11	7	Solaris Motorsport	ITA	Francesco Sini	ITA	Gold	<u>Mauro Calamia</u>	CHE	Silver	Aston Martin Vantage GT3	PRO	7°	10	9	2'39.470	1"690	158.114
12	11	Ratón Racing	ITA	<u>Edoardo Liberati</u>	ITA	Silver	Kang Ling	CHN	Silver	Lamborghini Huracan GT3	PRO	8°	10	8	2'39.830	2"050	157.758
13	65	RACE / BMW Team Teo Martin	ESP	<u>Victor Bouveng</u>	SWE	Silver	Fran Rueda	ESP	Silver	BMW M6 GT3	PRO	9°	10	9	2'39.910	2"130	157.679
14	8	AF Corse	ITA	Piergiuseppe Perazzini	ITA	Bronze	<u>Marco Cioci</u>	ITA	Gold	Ferrari 488 GT3	PROAM	5°	8	3	2'39.978	2"198	157.612
15	90	Autoclub Excelsior / Brussels Racing	BEL	Tim Verbergt	BEL	Gold	<u>Sam Dejonghe</u>	BEL	Silver	Aston Martin Vantage GT3	PRO	10°	7	3	2'40.199	2"419	157.394
16	555	FFF Racing Team by ACM	CHN	<u>Hiroshi Hamaguchi</u>	JPN	Bronze	Vitantonio Liuzzi	ITA	Platinum	Lamborghini Huracan GT3	PROAM	6°	8	5	2'40.262	2"482	157.332
17	22	Shaun Balfe / Balfe Motorsport	GBR	<u>Shaun Balfe</u>	GBR	Bronze	Rob Bell	GBR	Platinum	McLaren 650 S GT3 2015	PROAM	7°	10	7	2'40.811	3"031	156.795
18	88	Garage 59	GBR	<u>Alexander West</u>	SWE	Bronze	Côme Ledogar	FRA	Platinum	McLaren 650 S GT3 2015	PROAM	8°	10	9	2'41.070	3"290	156.543
19	20	SPS Automotive Performance	DEU	<u>Valentin Pierburg</u>	DEU	Bronze	Jules Szymkowiak	NLD	Silver	Mercedes AMG GT3	PROAM	9°	10	6	2'43.724	5"944	154.006
20	99	Sports and You	PRT	António Coimbra	PRT	Bronze	<u>Luis Silva</u>	PRT	Bronze	Mercedes AMG GT3	AM	1°	9	8	2'46.819	9"039	151.148

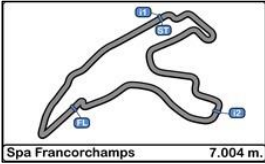
CAR 8 TIME 2:37.792 DISALLOWED TRACK LIMITS AT T 3

Published at:.....

Track Status **WET**

<b>Stewards:</b>	<b>Race Director:</b>	<b>Timekeeper:</b> 
------------------	-----------------------	------------------------





**Circuit de Spa  
International GT Open  
Qualifying - 2**

**LAP ANALYSIS**

28/05/2017

Number	1			7			8			10			11			
	Lap	Lap Time	Partial	Speed	Lap Time	Partial	Speed	Lap Time	Partial	Speed	Lap Time	Partial	Speed	Lap Time	Partial	Speed
1 <sup>a</sup> - 1	0'48.183	0'48.183		203.479	0'50.958	0'50.958	173.978	6'05.389	6'05.389	203.479	0'46.841	0'46.841	184.253	0'46.173	0'46.173	226.087
1 <sup>a</sup> - 2	2'20.844	1'32.661	Venturini		2'12.141	1'21.183	Calamia	7'23.461	1'18.072	Cioci	2'04.647	1'17.806	Meadows	2'04.324	1'18.151	Liberati
1 <sup>a</sup> - 3	3'12.996	0'52.152			2'58.010	0'45.869		8'10.088	0'46.627		2'47.581	0'42.934		2'45.853	0'41.529	
2 <sup>a</sup> - 1	0'45.352	0'45.352		227.185	0'51.183	0'51.183	161.380	0'44.044	0'44.044	243.751	0'45.931	0'45.931	200.001	0'44.996	0'44.996	237.564
2 <sup>a</sup> - 2	2'02.407	1'17.055	Venturini		2'13.197	1'22.014	Calamia	1'59.334	1'15.290	Cioci	2'03.640	1'17.709	Meadows	2'02.558	1'17.562	Liberati
2 <sup>a</sup> - 3	2'44.291	0'41.884			2'57.119	0'43.922		2'39.978	0'40.644		2'46.324	0'42.684		2'44.223	0'41.665	
3 <sup>a</sup> - 1	0'48.669	0'48.669		186.455	0'46.750	0'46.750	198.306	0'43.975	0'43.975	222.858	0'47.203	0'47.203	211.765	0'44.914	0'44.914	236.364
3 <sup>a</sup> - 2	2'18.787	1'30.118	Venturini		2'05.671	1'18.921	Calamia	1'59.521	1'15.546	Cioci	2'05.653	1'18.450	Meadows	2'01.670	1'16.756	Liberati
3 <sup>a</sup> - 3	3'02.265	0'43.478			2'49.283	0'43.612		2'47.798	0'48.277	PIT	2'47.048	0'41.395		2'43.191	0'41.521	
4 <sup>a</sup> - 1	0'44.500	0'44.500		248.937	0'44.799	0'44.799	223.924	2'12.666	2'12.666	236.364	0'43.979	0'43.979	229.412	0'45.497	0'45.497	234.001
4 <sup>a</sup> - 2	2'00.068	1'15.568	Venturini		2'01.540	1'16.741	Calamia	3'26.852	1'14.186	Cioci	1'58.953	1'14.974	Meadows	2'02.570	1'17.073	Liberati
4 <sup>a</sup> - 3	2'41.024	0'40.956			2'42.940	0'41.400		4'14.571	0'47.719		2'39.654	0'40.701		2'51.660	0'49.090	PIT
5 <sup>a</sup> - 1	0'44.445	0'44.445		235.177	0'44.366	0'44.366	220.755	0'43.010	0'43.010	248.937	0'43.615	0'43.615	238.776	3'31.203	3'31.203	226.087
5 <sup>a</sup> - 2	2'00.126	1'15.681	Venturini		2'00.708	1'16.342	Calamia	1'57.336	1'14.326	Cioci	1'58.713	1'15.098	Meadows	4'47.566	1'16.363	Liberati
5 <sup>a</sup> - 3	2'51.082	0'50.956	PIT		2'42.081	0'41.373		2'37.792	0'40.456		2'39.443	0'40.730		5'28.315	0'40.749	
6 <sup>a</sup> - 1	1'55.662	1'55.662		241.238	0'44.496	0'44.496	223.924	0'47.628	0'47.628	157.576	0'43.909	0'43.909	218.692	0'44.106	0'44.106	245.027
6 <sup>a</sup> - 2	3'11.173	1'15.511	Venturini		2'00.800	1'16.304	Calamia	2'03.655	1'16.027	Cioci	2'00.866	1'16.957	Meadows	2'04.737	1'20.631	Liberati
6 <sup>a</sup> - 3	3'53.919	0'42.746			2'48.013	0'47.213	PIT	2'50.698	0'47.043		2'50.005	0'49.139	PIT	2'58.270	0'53.533	
7 <sup>a</sup> - 1	0'43.627	0'43.627		209.866	2'17.029	2'17.029	172.694	0'43.690	0'43.690	208.000	1'36.892	1'36.892	208.929	0'43.780	0'43.780	245.027
7 <sup>a</sup> - 2	2'11.724	1'28.097	Venturini		3'40.427	1'23.398	Calamia	2'07.536	1'23.846	Cioci	2'53.003	1'16.111	Meadows	1'59.264	1'15.484	Liberati
7 <sup>a</sup> - 3	3'03.288	0'51.564			4'24.001	0'43.574		3'16.773	1'09.237	PIT	3'33.457	0'40.454		2'39.830	0'40.566	
8 <sup>a</sup> - 1	0'43.665	0'43.665		250.268	0'43.466	0'43.466	226.087				0'43.295	0'43.295	238.776	0'44.795	0'44.795	240.001
8 <sup>a</sup> - 2	1'58.392	1'14.727	Venturini		1'58.826	1'15.360	Calamia				1'58.135	1'14.840	Meadows	2'03.072	1'18.277	Liberati
8 <sup>a</sup> - 3	2'38.885	0'40.493			2'39.470	0'40.644					2'38.551	0'40.416		2'46.966	0'43.894	
9 <sup>a</sup> - 1	0'43.761	0'43.761		251.613	0'44.085	0'44.085	235.177				0'43.083	0'43.083	237.564	0'43.629	0'43.629	240.001
9 <sup>a</sup> - 2	2'15.885	1'32.124	Venturini		2'02.709	1'18.624	Calamia				1'58.240	1'15.157	Meadows	2'15.362	1'31.733	Liberati
9 <sup>a</sup> - 3	3'17.374	1'01.489	PIT		2'54.562	0'51.853	PIT				2'53.580	0'55.340	PIT	3'22.698	1'07.336	PIT

Ideal Lap	
0'43.627	0'43.627
1'58.354	1'14.727
2'38.847	0'40.493

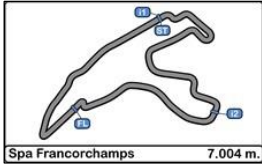
Ideal Lap	
0'43.466	0'43.466
1'58.826	1'15.360
2'39.470	0'40.644

Ideal Lap	
0'43.010	0'43.010
1'57.196	1'14.186
2'37.652	0'40.456

Ideal Lap	
0'43.083	0'43.083
1'57.923	1'14.840
2'38.339	0'40.416

Ideal Lap	
0'43.629	0'43.629
1'59.113	1'15.484
2'39.679	0'40.566

Ideal Best Lap	
0'43.010	0'43.010
1'57.196	1'14.186
2'37.307	0'40.111



**Circuit de Spa  
International GT Open  
Qualifying - 2**

**LAP ANALYSIS**

28/05/2017

Number	16			20			22			23			24		
	Lap Time	Partial	Speed	Lap Time	Partial	Speed	Lap Time	Partial	Speed	Lap Time	Partial	Speed	Lap Time	Partial	Speed
1 <sup>a</sup> - 1	0'45.867	0'45.867	201.725	0'51.368	0'51.368	190.244	0'47.462	0'47.462	183.530	0'45.854	0'45.854	212.728	0'45.617	0'45.617	230.542
1 <sup>a</sup> - 2	2'02.951	1'17.084	Khodair	2'14.094	1'22.726	Pierburg	2'12.492	1'25.030	Balfe	2'04.323	1'18.469	Postiglione	2'02.102	1'16.485	Tappy
1 <sup>a</sup> - 3	2'45.413	0'42.462		2'59.328	0'45.234		2'58.391	0'45.899		2'45.420	0'41.097		2'43.185	0'41.083	
2 <sup>a</sup> - 1	0'47.939	0'47.939	201.725	0'49.242	0'49.242	199.149	0'47.273	0'47.273	200.859	0'44.611	0'44.611	218.692	0'44.714	0'44.714	231.684
2 <sup>a</sup> - 2	2'05.128	1'17.189	Khodair	2'09.467	1'20.225	Pierburg	2'07.902	1'20.629	Balfe	2'01.699	1'17.088	Postiglione	2'00.276	1'15.562	Tappy
2 <sup>a</sup> - 3	2'47.539	0'42.411		2'53.874	0'44.407		2'52.086	0'44.184		2'49.870	0'48.171	PIT	2'40.987	0'40.711	
3 <sup>a</sup> - 1	0'45.299	0'45.299	214.679	0'47.086	0'47.086	210.811	0'46.703	0'46.703	192.593	2'52.441	2'52.441	200.859	0'44.134	0'44.134	234.000
3 <sup>a</sup> - 2	2'00.511	1'15.212	Khodair	2'06.386	1'19.300	Pierburg	2'04.904	1'18.201	Balfe	4'08.917	1'16.476	Postiglione	1'59.439	1'15.305	Tappy
3 <sup>a</sup> - 3	2'41.872	0'41.361		2'49.886	0'43.500		2'46.781	0'41.877		4'50.304	0'41.387		2'40.054	0'40.615	
4 <sup>a</sup> - 1	0'44.500	0'44.500	223.924	0'45.692	0'45.692	234.000	0'44.634	0'44.634	221.801	0'43.358	0'43.358	228.293	0'43.746	0'43.746	232.836
4 <sup>a</sup> - 2	1'59.676	1'15.176	Khodair	2'02.620	1'16.928	Pierburg	2'01.758	1'17.124	Balfe	1'57.669	1'14.311	Postiglione	1'59.090	1'15.344	Tappy
4 <sup>a</sup> - 3	2'41.879	0'42.203		2'44.813	0'42.193		2'42.885	0'41.127		2'37.780	0'40.111		2'39.596	0'40.506	
5 <sup>a</sup> - 1	0'43.695	0'43.695	238.776	0'45.447	0'45.447	227.185	0'44.296	0'44.296	231.684	0'43.416	0'43.416	241.238	0'43.599	0'43.599	242.488
5 <sup>a</sup> - 2	1'58.526	1'14.831	Khodair	2'01.982	1'16.535	Pierburg	2'00.120	1'15.824	Balfe	1'58.696	1'15.280	Postiglione	1'58.975	1'15.376	Tappy
5 <sup>a</sup> - 3	2'38.908	0'40.382		2'43.724	0'41.742		2'41.133	0'41.013		2'38.990	0'40.294		2'45.956	0'46.981	PIT
6 <sup>a</sup> - 1	0'43.769	0'43.769	235.176	0'45.998	0'45.998	243.751	0'44.220	0'44.220	240.001	0'43.341	0'43.341	228.293	3'48.820	3'48.820	207.080
6 <sup>a</sup> - 2	1'58.860	1'15.091	Khodair	2'03.600	1'17.602	Pierburg	1'59.846	1'15.626	Balfe	1'58.786	1'15.445	Postiglione	5'14.466	1'25.646	Tappy
6 <sup>a</sup> - 3	2'46.085	0'47.225	PIT	2'45.345	0'41.745		2'40.811	0'40.965		2'44.918	0'46.132	PIT	5'55.704	0'41.238	
7 <sup>a</sup> - 1	1'26.917	1'26.917	229.412	0'45.177	0'45.177	232.836	0'45.385	0'45.385	220.755	1'45.919	1'45.919	217.675	0'43.360	0'43.360	242.488
7 <sup>a</sup> - 2	2'41.386	1'14.469	Khodair	2'02.286	1'17.109	Pierburg	2'02.415	1'17.030	Balfe	3'01.369	1'15.450	Postiglione	1'58.160	1'14.800	Tappy
7 <sup>a</sup> - 3	3'22.188	0'40.802		2'53.385	0'51.099	PIT	2'52.106	0'49.691	PIT	3'41.866	0'40.497		2'38.449	0'40.289	
8 <sup>a</sup> - 1	0'43.319	0'43.319	240.001	1'31.249	1'31.249	234.000	1'48.519	1'48.519	227.185	0'43.402	0'43.402	235.177	0'43.365	0'43.365	246.316
8 <sup>a</sup> - 2	1'57.853	1'14.534	Khodair	2'47.061	1'15.812	Pierburg	3'03.871	1'15.352	Balfe	1'59.236	1'15.834	Postiglione	1'58.136	1'14.771	Tappy
8 <sup>a</sup> - 3	2'38.454	0'40.601		3'28.285	0'41.224		3'44.340	0'40.469		2'40.023	0'40.787		2'38.683	0'40.547	
9 <sup>a</sup> - 1	0'43.453	0'43.453	245.027	0'45.069	0'45.069	232.836	0'43.951	0'43.951	238.776	0'49.057	0'49.057	166.549	0'43.294	0'43.294	242.488
9 <sup>a</sup> - 2	1'59.172	1'15.719	Khodair	2'02.454	1'17.385	Pierburg	1'59.540	1'15.589	Balfe	2'18.730	1'29.673	Postiglione	1'59.284	1'15.990	Tappy
9 <sup>a</sup> - 3	2'47.686	0'48.514	PIT	3'03.321	1'00.867	PIT	2'54.777	0'55.237	PIT	3'19.573	1'00.843	PIT	2'57.831	0'58.547	PIT

Ideal Lap	
0'43.319	0'43.319
1'57.788	1'14.469
2'38.170	0'40.382

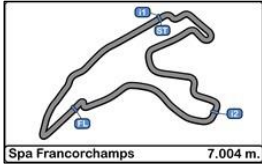
Ideal Lap	
0'45.069	0'45.069
2'00.881	1'15.812
2'42.105	0'41.224

Ideal Lap	
0'43.951	0'43.951
1'59.303	1'15.352
2'39.772	0'40.469

Ideal Lap	
0'43.341	0'43.341
1'57.652	1'14.311
2'37.763	0'40.111

Ideal Lap	
0'43.294	0'43.294
1'58.065	1'14.771
2'38.354	0'40.289

Ideal Best Lap	
0'43.010	0'43.010
1'57.196	1'14.186
2'37.307	0'40.111



**Circuit de Spa  
International GT Open  
Qualifying - 2**

**LAP ANALYSIS**

28/05/2017

Number	25			48			51			54			55			
	Lap	Lap Time	Partial	Speed	Lap Time	Partial	Speed	Lap Time	Partial	Speed	Lap Time	Partial	Speed	Lap Time	Partial	Speed
1 <sup>a</sup> - 1	0'45.606	0'45.606		212.728				0'47.476	0'47.476	185.715	0'44.680	0'44.680	229.412	0'49.536	0'49.536	173.334
1 <sup>a</sup> - 2	2'02.423	1'16.817		Mowlem				2'30.920	1'43.444	Piquet jr	2'29.297	1'44.617	Frommenwile	2'09.178	1'19.642	Farnbacher
1 <sup>a</sup> - 3	2'43.134	0'40.711						3'17.818	0'46.898		3'17.145	0'47.848		2'51.750	0'42.572	
2 <sup>a</sup> - 1	0'44.586	0'44.586		225.001				0'44.935	0'44.935	208.929	0'46.684	0'46.684	219.719	0'45.640	0'45.640	201.725
2 <sup>a</sup> - 2	1'59.569	1'14.983		Mowlem				2'01.191	1'16.256	Piquet jr	2'02.754	1'16.070	Frommenwile	2'03.622	1'17.982	Farnbacher
2 <sup>a</sup> - 3	2'40.320	0'40.751						2'42.161	0'40.970		2'44.166	0'41.412		2'44.912	0'41.290	
3 <sup>a</sup> - 1	0'43.754	0'43.754		234.000				0'44.821	0'44.821	196.639	0'43.905	0'43.905	231.684	0'45.260	0'45.260	214.679
3 <sup>a</sup> - 2	1'58.489	1'14.735		Mowlem				2'07.587	1'22.766	Piquet jr	1'58.622	1'14.717	Frommenwile	2'02.430	1'17.170	Farnbacher
3 <sup>a</sup> - 3	2'39.280	0'40.791						2'54.323	0'46.736		2'39.682	0'41.060		2'42.993	0'40.563	
4 <sup>a</sup> - 1	0'43.505	0'43.505		240.001				0'44.026	0'44.026	219.719	0'43.910	0'43.910	241.238	0'44.217	0'44.217	222.858
4 <sup>a</sup> - 2	1'58.117	1'14.612		Mowlem				1'59.654	1'15.628	Piquet jr	1'58.901	1'14.991	Frommenwile	2'00.653	1'16.436	Farnbacher
4 <sup>a</sup> - 3	2'38.460	0'40.343						2'40.574	0'40.920		2'46.522	0'47.621	PIT	2'41.278	0'40.625	
5 <sup>a</sup> - 1	0'43.428	0'43.428		236.364				0'43.989	0'43.989	228.293	4'42.384	4'42.384	228.293	0'43.663	0'43.663	242.488
5 <sup>a</sup> - 2	1'57.952	1'14.524		Mowlem				2'01.780	1'17.791	Piquet jr	5'56.610	1'14.226	Frommenwile	1'59.949	1'16.286	Farnbacher
5 <sup>a</sup> - 3	2'38.065	0'40.113						2'52.331	0'50.551	PIT	6'37.512	0'40.902		2'40.705	0'40.756	
6 <sup>a</sup> - 1	0'43.314	0'43.314		242.487				2'41.148	2'41.148	118.182	0'45.870	0'45.870	231.684	0'43.854	0'43.854	247.619
6 <sup>a</sup> - 2	1'58.200	1'14.886		Mowlem				4'06.437	1'25.289	Piquet jr	2'10.344	1'24.474	Frommenwile	2'00.203	1'16.349	Farnbacher
6 <sup>a</sup> - 3	2'44.800	0'46.600		PIT				4'48.002	0'41.565		2'51.298	0'40.954		2'47.347	0'47.144	PIT
7 <sup>a</sup> - 1	1'21.719	1'21.719		214.679				0'43.317	0'43.317	238.776	0'43.086	0'43.086	250.268	1'29.061	1'29.061	226.088
7 <sup>a</sup> - 2	2'36.921	1'15.202		Mowlem				1'58.317	1'15.000	Piquet jr	1'57.971	1'14.885	Frommenwile	2'44.225	1'15.164	Farnbacher
7 <sup>a</sup> - 3	3'17.611	0'40.690						2'39.145	0'40.828		2'38.509	0'40.538		3'24.682	0'40.457	
8 <sup>a</sup> - 1	0'43.642	0'43.642		235.177				0'43.827	0'43.827	237.564	0'43.493	0'43.493	240.001	0'43.137	0'43.137	250.268
8 <sup>a</sup> - 2	1'59.341	1'15.699		Mowlem				1'59.515	1'15.688	Piquet jr	1'58.987	1'15.494	Frommenwile	1'57.624	1'14.487	Farnbacher
8 <sup>a</sup> - 3	2'40.547	0'41.206						2'39.981	0'40.466		2'57.802	0'58.815	PIT	2'38.262	0'40.638	
9 <sup>a</sup> - 1								0'55.091	0'55.091	151.949				0'43.138	0'43.138	252.974
9 <sup>a</sup> - 2								2'21.708	1'26.617	Piquet jr				1'58.152	1'15.014	Farnbacher
9 <sup>a</sup> - 3								3'17.344	0'55.636	PIT				2'38.801	0'40.649	

Ideal Lap	
0'43.314	0'43.314
1'57.838	1'14.524
2'37.951	0'40.113

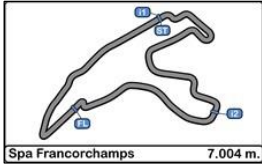
Ideal Lap	
	1'21.996
	1'00.154

Ideal Lap	
0'43.317	0'43.317
1'58.317	1'15.000
2'38.783	0'40.466

Ideal Lap	
0'43.086	0'43.086
1'57.312	1'14.226
2'37.850	0'40.538

Ideal Lap	
0'43.137	0'43.137
1'57.624	1'14.487
2'38.081	0'40.457

Ideal Best Lap	
0'43.010	0'43.010
1'57.196	1'14.186
2'37.307	0'40.111



**Circuit de Spa  
International GT Open  
Qualifying - 2**

**LAP ANALYSIS**

28/05/2017

Number	65			88			90			99			488			
	Lap	Lap Time	Partial	Speed	Lap Time	Partial	Speed	Lap Time	Partial	Speed	Lap Time	Partial	Speed	Lap Time	Partial	Speed
1 <sup>a</sup> - 1	0'46.545	0'46.545		209.866	0'53.460	0'53.460	167.143	0'44.397	0'44.397	219.719	2'43.038	2'43.038	166.548	0'48.519	0'48.519	202.598
1 <sup>a</sup> - 2	2'05.980	1'19.435	Bouveng		2'20.113	1'26.653	West	2'00.017	1'15.620	Dejonghe	4'05.150	1'22.112	Silva	2'07.629	1'19.110	Ramos
1 <sup>a</sup> - 3	2'47.604	0'41.624			3'05.874	0'45.761		2'40.971	0'40.954		4'51.850	0'46.700		2'51.350	0'43.721	
2 <sup>a</sup> - 1	0'45.451	0'45.451		229.412	0'47.753	0'47.753	184.981	0'43.869	0'43.869	234.000	0'49.766	0'49.766	192.593	0'46.164	0'46.164	213.699
2 <sup>a</sup> - 2	2'01.902	1'16.451	Bouveng		2'08.574	1'20.821	West	1'59.414	1'15.545	Dejonghe	2'13.191	1'23.425	Silva	2'03.662	1'17.498	Ramos
2 <sup>a</sup> - 3	2'43.193	0'41.291			2'51.619	0'43.045		2'40.199	0'40.785		2'59.038	0'45.847		2'45.625	0'41.963	
3 <sup>a</sup> - 1	0'45.004	0'45.004		228.293	0'45.205	0'45.205	185.715	0'48.617	0'48.617	192.593	0'48.883	0'48.883	214.679	0'45.241	0'45.241	217.675
3 <sup>a</sup> - 2	2'00.853	1'15.849	Bouveng		2'03.169	1'17.964	West	2'12.213	1'23.596	Dejonghe	2'09.663	1'20.780	Silva	2'01.519	1'16.278	Ramos
3 <sup>a</sup> - 3	2'43.015	0'42.162			2'44.670	0'41.501		2'57.072	0'44.859		2'53.363	0'43.700		2'43.417	0'41.898	
4 <sup>a</sup> - 1	0'44.346	0'44.346		241.238	0'44.357	0'44.357	213.699	0'43.887	0'43.887	226.087	0'46.504	0'46.504	223.924	0'45.079	0'45.079	180.001
4 <sup>a</sup> - 2	1'59.597	1'15.251	Bouveng		2'02.239	1'17.882	West	1'59.821	1'15.934	Dejonghe	2'06.088	1'19.584	Silva	2'05.360	1'20.281	Ramos
4 <sup>a</sup> - 3	2'40.158	0'40.561			2'43.836	0'41.597		2'40.624	0'40.803		2'49.373	0'43.285		2'48.461	0'43.101	
5 <sup>a</sup> - 1	0'44.045	0'44.045		246.316	0'44.065	0'44.065	216.667	0'44.500	0'44.500	232.836	0'46.526	0'46.526	229.412	0'44.376	0'44.376	243.751
5 <sup>a</sup> - 2	1'59.030	1'14.985	Bouveng		1'59.918	1'15.853	West	2'01.556	1'17.056	Dejonghe	2'07.639	1'21.113	Silva	1'59.428	1'15.052	Ramos
5 <sup>a</sup> - 3	2'46.749	0'47.719	PIT		2'41.365	0'41.447		2'50.008	0'48.452	PIT	3'01.157	0'53.518	PIT	2'40.507	0'41.079	
6 <sup>a</sup> - 1	3'06.550	3'06.550		209.866	0'44.171	0'44.171	250.268	1'43.204	1'43.204	212.728	2'32.140	2'32.140	207.080	0'44.964	0'44.964	225.000
6 <sup>a</sup> - 2	4'26.346	1'19.796	Bouveng		2'00.131	1'15.960	West	2'59.851	1'16.647	Dejonghe	3'50.603	1'18.463	Silva	2'02.660	1'17.696	Ramos
6 <sup>a</sup> - 3	5'07.310	0'40.964			2'49.968	0'49.837	PIT	3'55.810	0'55.959	PIT	4'34.035	0'43.432		2'57.271	0'54.611	PIT
7 <sup>a</sup> - 1	0'43.938	0'43.938		247.619	1'34.328	1'34.328	219.719				0'45.966	0'45.966	221.801	1'33.925	1'33.925	183.530
7 <sup>a</sup> - 2	1'59.320	1'15.382	Bouveng		2'50.404	1'16.076	West				2'04.040	1'18.074	Silva	2'52.757	1'18.832	Ramos
7 <sup>a</sup> - 3	2'40.082	0'40.762			3'31.984	0'41.580					2'46.819	0'42.779		3'34.935	0'42.178	
8 <sup>a</sup> - 1	0'43.980	0'43.980		248.937	0'43.830	0'43.830	238.776				1'00.165	1'00.165	168.346	0'43.936	0'43.936	245.027
8 <sup>a</sup> - 2	1'59.501	1'15.521	Bouveng		1'59.478	1'15.648	West				2'33.111	1'32.946	Silva	1'58.334	1'14.398	Ramos
8 <sup>a</sup> - 3	2'39.910	0'40.409			2'41.070	0'41.592					3'34.180	1'01.069	PIT	2'39.283	0'40.949	
9 <sup>a</sup> - 1	0'43.796	0'43.796		250.268	0'43.521	0'43.521	247.620							0'43.664	0'43.664	247.620
9 <sup>a</sup> - 2	2'04.841	1'21.045	Bouveng		1'59.169	1'15.648	West							2'03.388	1'19.724	Ramos
9 <sup>a</sup> - 3	2'57.621	0'52.780	PIT		2'52.046	0'52.877	PIT							3'00.069	0'56.681	PIT

Ideal Lap	
0'43.796	0'43.796
1'58.781	1'14.985
2'39.190	0'40.409

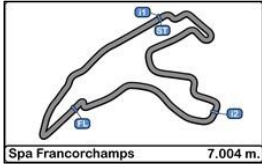
Ideal Lap	
0'43.521	0'43.521
1'59.169	1'15.648
2'40.616	0'41.447

Ideal Lap	
0'43.869	0'43.869
1'59.414	1'15.545
2'40.199	0'40.785

Ideal Lap	
0'45.966	0'45.966
2'04.040	1'18.074
2'46.819	0'42.779

Ideal Lap	
0'43.664	0'43.664
1'58.062	1'14.398
2'39.011	0'40.949

Ideal Best Lap	
0'43.010	0'43.010
1'57.196	1'14.186
2'37.307	0'40.111



**Circuit de Spa  
International GT Open  
Qualifying - 2**

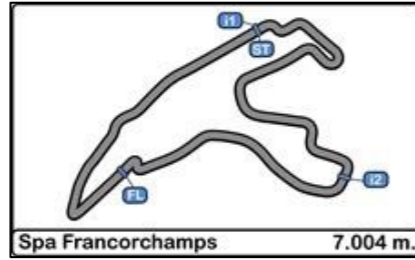
**LAP ANALYSIS**

28/05/2017

555			
Number	Lap Time	Partial	Speed
1 <sup>a</sup> - 1	0'45.794	0'45.794	223.924
1 <sup>a</sup> - 2	2'04.009	1'18.215	Hamaguchi
1 <sup>a</sup> - 3	2'46.348	0'42.339	
2 <sup>a</sup> - 1	0'45.501	0'45.501	236.364
2 <sup>a</sup> - 2	2'02.576	1'17.075	Hamaguchi
2 <sup>a</sup> - 3	2'52.339	0'49.763	PIT
3 <sup>a</sup> - 1	2'28.847	2'28.847	246.316
3 <sup>a</sup> - 2	3'45.299	1'16.452	Hamaguchi
3 <sup>a</sup> - 3	4'26.177	0'40.878	
4 <sup>a</sup> - 1	0'43.538	0'43.538	250.268
4 <sup>a</sup> - 2	1'59.367	1'15.829	Hamaguchi
4 <sup>a</sup> - 3	2'40.262	0'40.895	
5 <sup>a</sup> - 1	0'43.758	0'43.758	248.937
5 <sup>a</sup> - 2	1'59.497	1'15.739	Hamaguchi
5 <sup>a</sup> - 3	2'41.236	0'41.739	
6 <sup>a</sup> - 1	0'43.610	0'43.610	248.937
6 <sup>a</sup> - 2	2'00.061	1'16.451	Hamaguchi
6 <sup>a</sup> - 3	2'44.854	0'44.793	
7 <sup>a</sup> - 1	0'43.675	0'43.675	250.268
7 <sup>a</sup> - 2	2'22.515	1'38.840	Hamaguchi
7 <sup>a</sup> - 3	3'30.719	1'08.204	PIT
8 <sup>a</sup> - 1			
8 <sup>a</sup> - 2			
8 <sup>a</sup> - 3			
9 <sup>a</sup> - 1			
9 <sup>a</sup> - 2			
9 <sup>a</sup> - 3			

Ideal Lap	
0'43.538	0'43.538
1'59.277	1'15.739
2'40.155	0'40.878

Ideal Best Lap	
0'43.010	0'43.010
1'57.196	1'14.186
2'37.307	0'40.111

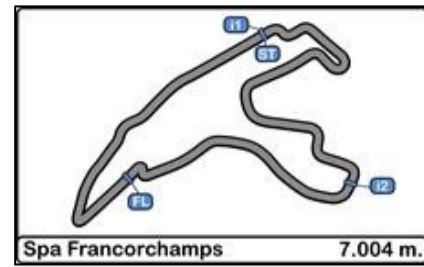


## Circuit de Spa International GT Open Qualifying - 2

### Best Sectors Results

28/05/2017

Sector - 1				Sector - 2				Sector - 3				Ideal Lap vs Best Lap				
Ord.	Nº	Driver	Time	Nº	Driver	Time	Nº	Driver	Time	Ord.	Nº	Driver	Ideal Lap	Best Lap	Ord.	
1	8	Marco Cioci	43.010	8	Marco Cioci	1'14.186	23	Vito Postiglione	40.111	1	8	Marco Cioci	2'37.652	2'37.792	2	
2	10	Michael Meadows	43.083	54	Philipp Frommenwiler	1'14.226	25	Johnny Mowlem	40.113	2	23	Vito Postiglione	2'37.763	2'37.780	1	
3	54	Philipp Frommenwiler	43.086	23	Vito Postiglione	1'14.311	24	Duncan Tappy	40.289	3	54	Philipp Frommenwiler	2'37.850	2'38.509	7	
4	55	Mario Farnbacher	43.137	488	Miguel Ramos	1'14.398	16	Allam Khodair	40.382	4	25	Johnny Mowlem	2'37.951	2'38.065	3	
5	24	Duncan Tappy	43.294	16	Allam Khodair	1'14.469	65	Victor Bouveng	40.409	5	55	Mario Farnbacher	2'38.081	2'38.262	4	
6	25	Johnny Mowlem	43.314	55	Mario Farnbacher	1'14.487	10	Michael Meadows	40.416	6	16	Allam Khodair	2'38.170	2'38.454	6	
7	51	Nelson Piquet jr	43.317	25	Johnny Mowlem	1'14.524	8	Marco Cioci	40.456	7	10	Michael Meadows	2'38.339	2'38.551	8	
8	16	Allam Khodair	43.319	1	Giovanni Venturini	1'14.727	55	Mario Farnbacher	40.457	8	24	Duncan Tappy	2'38.354	2'38.449	5	
9	23	Vito Postiglione	43.341	24	Duncan Tappy	1'14.771	51	Nelson Piquet jr	40.466	9	51	Nelson Piquet jr	2'38.783	2'39.145	10	
10	7	Mauro Calamia	43.466	10	Michael Meadows	1'14.840	22	Shaun Balfe	40.469	10	1	Giovanni Venturini	2'38.847	2'38.885	9	
11	88	Alexander West	43.521	65	Victor Bouveng	1'14.985	1	Giovanni Venturini	40.493	11	488	Miguel Ramos	2'39.011	2'39.283	11	
12	555	Hiroshi Hamaguchi	43.538	51	Nelson Piquet jr	1'15.000	54	Philipp Frommenwiler	40.538	12	65	Victor Bouveng	2'39.190	2'39.910	14	
13	1	Giovanni Venturini	43.627	22	Shaun Balfe	1'15.352	11	Edoardo Liberati	40.566	13	7	Mauro Calamia	2'39.470	2'39.470	12	
14	11	Edoardo Liberati	43.629	7	Mauro Calamia	1'15.360	7	Mauro Calamia	40.644	14	11	Edoardo Liberati	2'39.679	2'39.830	13	
15	488	Miguel Ramos	43.664	11	Edoardo Liberati	1'15.484	90	Sam Dejonghe	40.785	15	22	Shaun Balfe	2'39.772	2'40.811	17	
16	65	Victor Bouveng	43.796	90	Sam Dejonghe	1'15.545	555	Hiroshi Hamaguchi	40.878	16	555	Hiroshi Hamaguchi	2'40.155	2'40.262	16	
17	90	Sam Dejonghe	43.869	88	Alexander West	1'15.648	488	Miguel Ramos	40.949	17	90	Sam Dejonghe	2'40.199	2'40.199	15	
18	22	Shaun Balfe	43.951	555	Hiroshi Hamaguchi	1'15.739	20	Valentin Pierburg	41.224	18	88	Alexander West	2'40.616	2'41.070	18	
19	20	Valentin Pierburg	45.069	20	Valentin Pierburg	1'15.812	88	Alexander West	41.447	19	20	Valentin Pierburg	2'42.105	2'43.724	19	
20	99	Luis Silva	45.966	99	Luis Silva	1'18.074	99	Luis Silva	42.779	20	99	Luis Silva	2'46.819	2'46.819	20	
21	48	Davide Rizzo	Transponder	48	Davide Rizzo	1'21.996	48	Davide Rizzo	1'00.154	21	48	Davide Rizzo	Transponder			



**Circuit de Spa**  
**International GT Open**  
**Qualifying - 2**

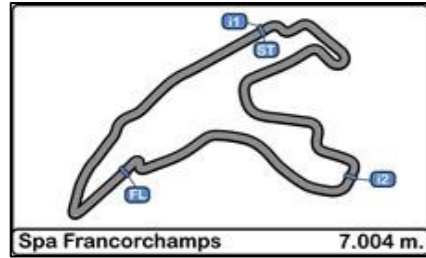
**Best Top Speeds**

28/05/2017

Ord.	Nº	Entrant / Team	Nat.	Driver	Nat.	St.	Driver 2	Nat.	St.	Vehicle	Cat.	Cla.	Top 1		Top 2		Top 3		Top 4		Top 5		Avg.
													Km/h	Lap	Km/h	Lap	Km/h	Lap	Km/h	Lap	Km/h	Lap	
1	55	Farnbacher Racing	DEU	Dominik Farnbacher	DEU	Gold	Mario Farnbacher	DEU	Silver	Lexus RC-F GT3	PRO	1º	252.973	10	250.267	9	247.619	7	242.487	6	226.087	8	243.887
2	1	Imperiale Racing	ITA	Thomas Biagi	ITA	Gold	Giovanni Venturini	ITA	Gold	Lamborghini Huracan GT3	PRO	2º	251.613	10	250.267	9	248.936	5	241.237	7	235.176	6	245.446
3	65	RACE / BMW Team Teo Martin	ESP	Victor Bouveng	SWE	Silver	Fran Rueda	ESP	Silver	BMW M6 GT3	PRO	3º	250.268	10	248.936	9	247.619	8	246.316	6	241.237	5	246.875
4	88	Garage 59	GBR	Alexander West	SWE	Bronze	Côme Ledogar	FRA	Platinum	McLaren 650 S GT3 2015	PROAM	1º	250.268	7	247.619	10	238.775	9	219.718	8	216.667	6	234.609
5	54	Emil Frey Lexus Racing	CHE	Albert Costa	ESP	Gold	Philipp Frommenwiler	CHE	Silver	Lexus RC-F GT3	PRO	4º	250.267	8	241.237	5	240.000	9	231.683	4	231.683	7	238.974
6	555	FFF Racing Team by ACM	CHN	Hiroshi Hamaguchi	JPN	Bronze	Vitantonio Liuzzi	ITA	Platinum	Lamborghini Huracan GT3	PROAM	2º	250.267	5	250.267	8	248.936	6	248.936	7	246.316	4	248.945
7	8	AF Corse	ITA	Piergiuseppe Perazzini	ITA	Bronze	Marco Cioci	ITA	Gold	Ferrari 488 GT3	PROAM	3º	248.936	6	243.750	3	236.364	5	222.857	4	208.000	8	231.981
8	488	Spirit of Race	CHE	Miguel Ramos	PRT	Silver	Mikkel Mac	DNK	Gold	Ferrari 488 GT3	PRO	5º	247.619	10	245.026	9	243.750	6	225.000	7	217.675	4	235.814
9	24	Garage 59	GBR	Michael Benham	GBR	Bronze	Duncan Tappy	GBR	Gold	McLaren 650 S GT3 2015	PROAM	4º	246.316	9	242.487	6	242.487	8	242.487	10	234.000	4	241.555
10	11	Ratón Racing	ITA	Edoardo Liberati	ITA	Silver	Kang Ling	CHN	Silver	Lamborghini Huracan GT3	PRO	6º	245.026	7	245.026	8	240.000	9	240.000	10	237.563	3	241.523
11	16	Drivex School	ESP	Marcelo Hahn	BRA	Bronze	Allam Khodair	BRA	Gold	Mercedes AMG GT3	PROAM	5º	245.026	10	240.000	9	238.775	6	235.176	7	229.412	8	237.678
12	20	SPS Automotive Performance	DEU	Valentin Pierburg	DEU	Bronze	Jules Szymkowiak	NLD	Silver	Mercedes AMG GT3	PROAM	6º	243.750	7	234.000	5	234.000	9	232.836	8	232.836	10	235.484
13	25	FF Corse	GBR	Ivor Dunbar	GBR	Bronze	Johnny Mowlem	GBR	Gold	Ferrari 488 GT3	PROAM	7º	242.487	7	240.000	5	236.364	6	235.176	9	234.000	4	237.605
14	23	Imperiale Racing	ITA	Vito Postiglione	ITA	Gold	Andrea Fontana	ITA	Silver	Lamborghini Huracan GT3	PRO	7º	241.237	6	235.176	9	228.293	5	228.293	7	218.692	3	230.338
15	22	Shaun Balfe / Balfe Motorsport	GBR	Shaun Balfe	GBR	Bronze	Rob Bell	GBR	Platinum	McLaren 650 S GT3 2015	PROAM	8º	240.000	7	238.776	10	231.683	6	227.184	9	221.801	5	231.889
16	10	Jordan Racing	GBR	Jordan Witt	GBR	Bronze	Michael Meadows	GBR	Gold	Bentley GT3	PROAM	9º	238.776	6	238.776	9	237.563	10	229.412	5	218.692	7	232.644
17	51	RACE / BMW Team Teo Martin	ESP	Lourenço Beirão da Veiga	PRT	Silver	Nelson Piquet jr	BRA	Platinum	BMW M6 GT3	PRO	8º	238.775	8	237.563	9	228.293	6	219.718	5	208.929	3	226.656
18	7	Solaris Motorsport	ITA	Francesco Sini	ITA	Gold	Mauro Calamia	CHE	Silver	Aston Martin Vantage GT3	PRO	9º	235.176	10	226.087	9	223.924	7	223.923	5	220.755	6	225.973
19	90	Autoclub Excelsior / Brussels Racing	BEL	Tim Verbergt	BEL	Gold	Sam Dejonghe	BEL	Silver	Aston Martin Vantage GT3	PRO	10º	234.000	3	232.836	6	226.087	5	219.718	2	212.727	7	225.074
20	99	Sports and You	PRT	António Coimbra	PRT	Bronze	Luis Silva	PRT	Bronze	Mercedes AMG GT3	AM	1º	229.412	6	223.923	5	221.801	8	214.679	4	207.080	7	219.379
21	48	Kaspersky	CHE	Alex Moiseev	RUS	Bronze	Davide Rizzo	ITA	Bronze	Ferrari 488 GT3	AM	2º	217.674	1									217.674





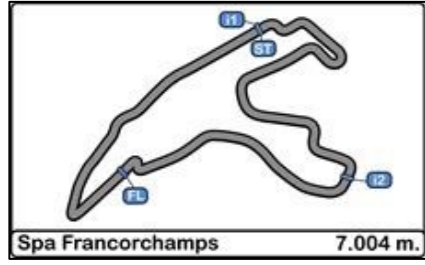


**Circuit de Spa  
International GT Open  
Qualifying - 2**

**Fastest Lap Sequence**

**28/05/2017**

Time of Day	Session Time	Nº	Entrant / Team	Nat.	Driver	Nat.	St.	Driver 2	Nat.	St.	Vehicle	Cat.	Time	Km/h	Lap
10:15'37.350	5'26.413	24	Garage 59	GBR	Michael Benham	GBR	Bronze	Duncan Tappy	GBR	Gold	McLaren 650 S GT3 2015	PROAM	2'43.185	154.514	2
10:18'15.993	8'04.948	25	FF Corse	GBR	Ivor Dunbar	GBR	Bronze	Johnny Mowlem	GBR	Gold	Ferrari 488 GT3	PROAM	2'43.134	154.563	2
10:18'18.483	8'07.400	24	Garage 59	GBR	Michael Benham	GBR	Bronze	Duncan Tappy	GBR	Gold	McLaren 650 S GT3 2015	PROAM	2'40.987	156.624	3
10:20'56.304	10'45.268	25	FF Corse	GBR	Ivor Dunbar	GBR	Bronze	Johnny Mowlem	GBR	Gold	Ferrari 488 GT3	PROAM	2'40.320	157.275	3
10:20'58.454	10'47.454	24	Garage 59	GBR	Michael Benham	GBR	Bronze	Duncan Tappy	GBR	Gold	McLaren 650 S GT3 2015	PROAM	2'40.054	157.537	4
10:21'56.316	11'45.308	54	Emil Frey Lexus Racing	CHE	Albert Costa	ESP	Gold	Philipp Frommenwiler	CHE	Silver	Lexus RC-F GT3	PRO	2'39.682	157.904	4
10:23'35.592	13'24.548	25	FF Corse	GBR	Ivor Dunbar	GBR	Bronze	Johnny Mowlem	GBR	Gold	Ferrari 488 GT3	PROAM	2'39.280	158.302	4
10:26'14.078	16'03.008	25	FF Corse	GBR	Ivor Dunbar	GBR	Bronze	Johnny Mowlem	GBR	Gold	Ferrari 488 GT3	PROAM	2'38.460	159.122	5
10:26'35.112	16'24.029	23	Imperiale Racing	ITA	Vito Postiglione	ITA	Gold	Andrea Fontana	ITA	Silver	Lamborghini Huracan GT3	PRO	2'37.780	159.807	5



**Circuit de Spa  
International GT Open  
Qualifying - 2**

**Weather Report**

28/05/2017

Track Status WET

