

**Circuit de Spa
International GT Open
Qualifying - 1**

Results

27/05/2017

Ord.	N°	Entrant / Team	Nat.	Driver	Nat.	St.	Driver 2	Nat.	St.	Vehicle	Cat.	Cl.	Laps	Best	Time	Gap	Interval	Km/h
1	54	Emil Frey Lexus Racing	CHE	<u>Albert Costa</u>	ESP	Gold	Philipp Frommenwiler	CHE	Silver	Lexus RC-F GT3	PRO	1°	8	7	2'16.815			184.296
2	488	Spirit of Race	CHE	Miguel Ramos	PRT	Silver	<u>Mikkel Mac</u>	DNK	Gold	Ferrari 488 GT3	PRO	2°	9	3	2'16.876	0"061	0"061	184.213
3	65	RACE / BMW Team Teo Martin	ESP	Victor Bouveng	SWE	Silver	<u>Fran Rueda</u>	ESP	Silver	BMW M6 GT3	PRO	3°	10	8	2'16.986	0"171	0"110	184.066
4	22	Shaun Balfe / Balfe Motorsport	GBR	Shaun Balfe	GBR	Bronze	<u>Rob Bell</u>	GBR	Platinum	McLaren 650 S GT3 2015	PROAM	1°	12	11	2'17.210	0"395	0"224	183.765
5	5	SF Racing	CHN	Fu Songyang	CHN	Bronze	<u>Andrea Caldarelli</u>	ITA	Gold	Ferrari 488 GT3	PROAM	2°	10	4	2'17.317	0"502	0"107	183.622
6	88	Garage 59	GBR	Alexander West	SWE	Bronze	<u>Côme Ledogar</u>	FRA	Platinum	McLaren 650 S GT3 2015	PROAM	3°	10	10	2'17.368	0"553	0"051	183.554
7	20	SPS Automotive Performance	DEU	Valentin Pierburg	DEU	Bronze	<u>Jules Szymkowiak</u>	NLD	Silver	Mercedes AMG GT3	PROAM	4°	5	3	2'17.454	0"639	0"086	183.439
8	39	Nigel Mustill / Wessex Vehicles	GBR	Tomas Enge	CZE	Platinum	<u>Craig Dolby</u>	GBR	Gold	Lamborghini Gallardo Rex GT3	PRO	4°	8	6	2'17.653	0"838	0"199	183.174
9	555	FFF Racing Team by ACM	CHN	Hiroshi Hamaguchi	JPN	Bronze	<u>Vitantonio Liuzzi</u>	ITA	Platinum	Lamborghini Huracan GT3	PROAM	5°	6	3	2'17.883	1"068	0"230	182.868
10	55	Farnbacher Racing	DEU	<u>Dominik Farnbacher</u>	DEU	Gold	Mario Farnbacher	DEU	Silver	Lexus RC-F GT3	PRO	5°	6	4	2'18.097	1"282	0"214	182.585
11	10	Jordan Racing	GBR	<u>Jordan Witt</u>	GBR	Bronze	Michael Meadows	GBR	Gold	Bentley GT3	PROAM	6°	5	3	2'18.251	1"436	0"154	182.381
12	7	Solaris Motorsport	ITA	<u>Francesco Sini</u>	ITA	Gold	Mauro Calamia	CHE	Silver	Aston Martin Vantage GT3	PRO	6°	9	6	2'18.308	1"493	0"057	182.306
13	1	Imperiale Racing	ITA	<u>Thomas Biagi</u>	ITA	Gold	Giovanni Venturini	ITA	Gold	Lamborghini Huracan GT3	PRO	7°	8	7	2'18.382	1"567	0"074	182.209
14	90	Autoclub Excelsior / Brussels Racing	BEL	<u>Tim Verbergt</u>	BEL	Gold	Sam Dejonghe	BEL	Silver	Aston Martin Vantage GT3	PRO	8°	9	7	2'18.744	1"929	0"362	181.733
15	23	Imperiale Racing	ITA	Vito Postiglione	ITA	Gold	<u>Andrea Fontana</u>	ITA	Silver	Lamborghini Huracan GT3	PRO	9°	10	8	2'18.825	2"010	0"081	181.627
16	74	MS Racing	AUT	Alexander Hrachowina	AUT	Bronze	<u>Martin Konrad</u>	AUT	Bronze	Mercedes AMG GT3	AM	1°	7	6	2'18.904	2"089	0"079	181.524
17	8	AF Corse	ITA	<u>Piergiuseppe Perazzini</u>	ITA	Bronze	Marco Cioci	ITA	Gold	Ferrari 488 GT3	PROAM	7°	8	6	2'19.172	2"357	0"268	181.174
18	11	Ratón Racing	ITA	Edoardo Liberati	ITA	Silver	<u>Kang Ling</u>	CHN	Silver	Lamborghini Huracan GT3	PRO	10°	8	7	2'19.388	2"573	0"216	180.894
19	24	Garage 59	GBR	<u>Michael Benham</u>	GBR	Bronze	Duncan Tappy	GBR	Gold	McLaren 650 S GT3 2015	PROAM	8°	11	10	2'19.805	2"990	0"417	180.354
20	48	Spirit of Race / Kaspersky	CHE	<u>Alex Moiseev</u>	RUS	Bronze	Davide Rizzo	ITA	Bronze	Ferrari 488 GT3	AM	2°	10	8	2'20.197	3"382	0"392	179.850
21	51	RACE / BMW Team Teo Martin	ESP	<u>Lourenço Beirão da Veiga</u>	PRT	Silver	Nelson Piquet jr	BRA	Platinum	BMW M6 GT3	PRO	11°	10	10	2'20.270	3"455	0"073	179.756
22	16	Drivex School	ESP	<u>Marcelo Hahn</u>	BRA	Bronze	Allam Khodair	BRA	Gold	Mercedes AMG GT3	PROAM	9°	10	6	2'20.751	3"936	0"481	179.142
23	99	Sports and You	PRT	<u>António Coimbra</u>	PRT	Bronze	Luis Silva	PRT	Bronze	Mercedes AMG GT3	AM	3°	12	11	2'21.483	4"668	0"732	178.215
24	25	FF Corse	GBR	<u>Ivor Dunbar</u>	GBR	Bronze	Johnny Mowlem	GBR	Gold	Ferrari 488 GT3	PROAM	10°	12	10	2'25.762	8"947	4"279	172.983

CAR 25 TIME 2:27.475 DISALLOWED TRACK LIMITS AT T 16
 CAR 48 TIME 2:22.667 DISALLOWED TRACK LIMITS AT T 1
 CAR 39 TIME 2:19.236 DISALLOWED TRACK LIMITS AT T 17
 CAR 22 TIME 2:20.480 DISALLOWED TRACK LIMITS AT T 17
 CAR 25 TIME 2:27.972 DISALLOWED TRACK LIMITS AT T 17
 CAR 22 TIME 2:18.093 DISALLOWED TRACK LIMITS AT SECTOR 1

CAR 5 TIME 2:16.444 DISALLOWED TRACK LIMITS AT SECTOR 1
 CAR 555 TIME 2:17.622 DISALLOWED TRACK LIMITS AT SECTOR 1 AND 3
 CAR 23 TIME 2:19.282 DISALLOWED TRACK LIMITS AT SECTOR 3
 CAR 16 TIME 2:20.663 DISALLOWED TRACK LIMITS AT SECTOR 3
 CAR 23 TIME 2:18.913 DISALLOWED TRACK LIMITS AT SECTOR 3
 CAR 51 TIME 2:18.258 DISALLOWED TRACK LIMITS AT SECTOR 3

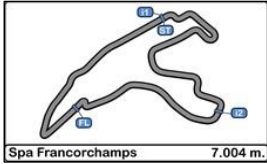
CAR 22 TIME 2:17.266 DISALLOWED TRACK LIMITS SECTOR 3
 CAR 54 TIME 2:16.623 DISALLOWED TRACK LIMITS SECTOR 3
 CAR 488 TIME 2:16.780 DISALLOWED TRACK LIMITS SECTOR 3
 CAR 7 TIME 2:17.971 DISALLOWED TRACK LIMITS SECTOR 3

Published at:.....

Track Status **DRY**

Stewards:	Race Director:	Timekeeper:
------------------	-----------------------	------------------------





**Circuit de Spa
International GT Open
Qualifying - 1**

LAP ANALYSIS

27/05/2017

Number	1			5			7			8			10			
	Lap	Lap Time	Partial	Speed	Lap Time	Partial	Speed	Lap Time	Partial	Speed	Lap Time	Partial	Speed	Lap Time	Partial	Speed
1 ^a - 1	0'41.347	0'41.347		257.143	0'41.796	0'41.796	247.619	0'39.944	0'39.944	258.564	0'40.429	0'40.429	257.143	0'39.843	0'39.843	262.922
1 ^a - 2	1'47.231	1'05.884	Biagi		1'47.488	1'05.692	Caldarelli	1'43.809	1'03.865	Sini	1'45.736	1'05.307	Perazzini	1'43.539	1'03.696	Witt
1 ^a - 3	2'23.837	0'36.606			2'22.718	0'35.230		2'20.121	0'36.312		2'22.273	0'36.537		2'18.911	0'35.372	
2 ^a - 1	0'40.770	0'40.770		260.000	0'39.592	0'39.592	260.000	0'39.583	0'39.583	261.453	0'40.431	0'40.431	257.143	0'39.367	0'39.367	264.408
2 ^a - 2	1'45.461	1'04.691	Biagi		1'42.210	1'02.618	Caldarelli	1'43.124	1'03.541	Sini	1'45.796	1'05.365	Perazzini	1'42.670	1'03.303	Witt
2 ^a - 3	2'31.303	0'45.842	PIT		2'17.358	0'35.148		2'18.795	0'35.671		2'30.247	0'44.451	PIT	2'18.251	0'35.581	
3 ^a - 1	5'42.215	5'42.215		209.866	0'39.509	0'39.509	261.453	0'39.598	0'39.598	261.453	2'08.131	2'08.131	254.348	0'39.539	0'39.539	262.922
3 ^a - 2	6'50.753	1'08.538	Biagi		1'42.242	1'02.733	Caldarelli	1'44.432	1'04.834	Sini	3'13.253	1'05.122	Perazzini	1'42.875	1'03.336	Witt
3 ^a - 3	7'31.040	0'40.287			2'17.317	0'35.075		2'32.513	0'48.081	PIT	3'49.799	0'36.546		2'18.468	0'35.593	
4 ^a - 1	0'39.873	0'39.873		260.000	0'39.501	0'39.501	261.453	9'40.659	9'40.659	209.866	0'39.986	0'39.986	260.000	0'44.557	0'44.557	227.185
4 ^a - 2	1'43.247	1'03.374	Biagi		1'42.282	1'02.781	Caldarelli	10'55.332	1'14.673	Sini	1'43.883	1'03.897	Perazzini	1'53.857	1'09.300	Witt
4 ^a - 3	2'18.843	0'35.596			2'27.507	0'45.225	PIT	11'37.836	0'42.504		2'19.761	0'35.878		2'45.720	0'51.863	PIT
5 ^a - 1	0'39.973	0'39.973		237.564	1'30.156	1'30.156	227.185	0'39.818	0'39.818	258.564	0'39.853	0'39.853	260.000			
5 ^a - 2	1'44.304	1'04.331	Biagi		2'53.144	1'22.988	Caldarelli	1'42.935	1'03.117	Sini	1'43.369	1'03.516	Perazzini			
5 ^a - 3	2'20.164	0'35.860			3'31.961	0'38.817		2'18.308	0'35.373		2'19.172	0'35.803				
6 ^a - 1	0'39.561	0'39.561		262.922	0'39.140	0'39.140	264.407	0'39.254	0'39.254	261.453	0'39.845	0'39.845	260.000			
6 ^a - 2	1'43.038	1'03.477	Biagi		1'41.439	1'02.299	Caldarelli	1'42.694	1'03.440	Sini	1'43.914	1'04.069	Perazzini			
6 ^a - 3	2'18.382	0'35.344			2'16.444	0'35.005		2'17.971	0'35.277		2'20.230	0'36.316				
7 ^a - 1	0'41.334	0'41.334		236.364	0'39.184	0'39.184	262.922	0'39.630	0'39.630	260.000	0'40.267	0'40.267	258.564			
7 ^a - 2	1'48.569	1'07.235	Biagi		1'41.923	1'02.739	Caldarelli	1'48.991	1'09.361	Sini	1'43.983	1'03.716	Perazzini			
7 ^a - 3	2'33.159	0'44.590	PIT		2'17.588	0'35.665		2'32.098	0'43.107		2'29.865	0'45.882	PIT			
8 ^a - 1					0'39.243	0'39.243	262.922	0'39.399	0'39.399	261.453						
8 ^a - 2					1'42.127	1'02.884	Caldarelli	1'43.046	1'03.647	Sini						
8 ^a - 3					2'17.486	0'35.359		4'03.970	2'20.924	PIT						
9 ^a - 1					0'39.126	0'39.126	264.407									
9 ^a - 2					1'42.874	1'03.748	Caldarelli									
9 ^a - 3					2'27.540	0'44.666	PIT									
10 ^a - 1																
10 ^a - 2																
10 ^a - 3																
11 ^a - 1																
11 ^a - 2																
11 ^a - 3																

Ideal Lap	
0'39.561	0'39.561
1'42.935	1'03.374
2'18.279	0'35.344

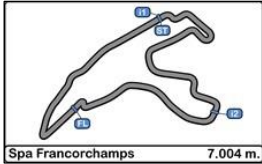
Ideal Lap	
0'39.126	0'39.126
1'41.425	1'02.299
2'16.430	0'35.005

Ideal Lap	
0'39.254	0'39.254
1'42.371	1'03.117
2'17.648	0'35.277

Ideal Lap	
0'39.845	0'39.845
1'43.361	1'03.516
2'19.164	0'35.803

Ideal Lap	
0'39.367	0'39.367
1'42.670	1'03.303
2'18.042	0'35.372

Ideal Best Lap	
0'39.126	0'39.126
1'41.012	1'01.886
2'16.017	0'35.005



**Circuit de Spa
International GT Open
Qualifying - 1**

LAP ANALYSIS

27/05/2017

Number	11			16			20			22			23		
	Lap Time	Partial	Speed	Lap Time	Partial	Speed	Lap Time	Partial	Speed	Lap Time	Partial	Speed	Lap Time	Partial	Speed
1 ^a - 1	0'40.858	0'40.858	257.143	0'41.109	0'41.109	252.974	0'39.638	0'39.638	261.453	0'39.859	0'39.859	260.000	0'40.250	0'40.250	258.564
1 ^a - 2	1'45.562	1'04.704	Ling	1'45.872	1'04.763	Hahn	1'42.063	1'02.425	Szymkowiak	1'44.858	1'04.999	Bell	1'45.060	1'04.810	Fontana
1 ^a - 3	2'21.626	0'36.064		2'22.370	0'36.498		2'17.496	0'35.433		2'21.447	0'36.589		2'20.696	0'35.636	
2 ^a - 1	0'40.481	0'40.481	258.564	0'41.127	0'41.127	252.974	0'39.613	0'39.613	260.000	0'40.012	0'40.012	258.564	0'39.987	0'39.987	260.000
2 ^a - 2	1'45.134	1'04.653	Ling	1'45.557	1'04.430	Hahn	1'41.872	1'02.259	Szymkowiak	1'44.564	1'04.552	Bell	1'44.445	1'04.458	Fontana
2 ^a - 3	2'21.398	0'36.264		2'21.765	0'36.208		2'17.454	0'35.582		2'20.480	0'35.916		2'20.436	0'35.991	
3 ^a - 1	0'40.478	0'40.478	257.143	0'40.630	0'40.630	254.348	0'39.621	0'39.621	261.453	0'40.148	0'40.148	260.000	0'40.119	0'40.119	262.922
3 ^a - 2	1'46.838	1'06.360	Ling	1'45.559	1'04.929	Hahn	1'42.274	1'02.653	Szymkowiak	1'44.868	1'04.720	Bell	1'45.639	1'05.520	Fontana
3 ^a - 3	2'33.933	0'47.095	PIT	2'31.088	0'45.529	PIT	2'17.935	0'35.661		2'27.343	0'42.475	PIT	2'28.962	0'43.323	PIT
4 ^a - 1	8'21.679	8'21.679	234.000	3'02.711	3'02.711	252.974	0'39.661	0'39.661	261.453	1'22.108	1'22.108	208.929	4'47.385	4'47.385	223.924
4 ^a - 2	9'28.565	1'06.886	Ling	4'06.646	1'03.935	Hahn	1'43.287	1'03.626	Szymkowiak	2'28.188	1'06.080	Bell	5'54.211	1'06.826	Fontana
4 ^a - 3	10'04.685	0'36.120		4'42.696	0'36.050		2'25.301	0'42.014	PIT	3'03.835	0'35.647		6'30.603	0'36.392	
5 ^a - 1	0'40.279	0'40.279	255.738	0'40.584	0'40.584	255.738				0'39.461	0'39.461	262.922	0'39.566	0'39.566	262.922
5 ^a - 2	1'44.121	1'03.842	Ling	1'44.422	1'03.838	Hahn				1'42.868	1'03.407	Bell	1'43.660	1'04.094	Fontana
5 ^a - 3	2'19.537	0'35.416		2'20.751	0'36.329					2'18.093	0'35.225		2'19.282	0'35.622	
6 ^a - 1	0'40.092	0'40.092	258.564	0'40.604	0'40.604	254.348				0'39.282	0'39.282	260.000	0'39.182	0'39.182	264.407
6 ^a - 2	1'43.792	1'03.700	Ling	1'44.660	1'04.056	Hahn				1'42.615	1'03.333	Bell	1'43.438	1'04.256	Fontana
6 ^a - 3	2'19.388	0'35.596		2'20.663	0'36.003					2'17.725	0'35.110		2'18.913	0'35.475	
7 ^a - 1	0'41.775	0'41.775	254.348	0'40.334	0'40.334	254.348				0'39.814	0'39.814	258.564	0'39.450	0'39.450	262.922
7 ^a - 2	1'47.928	1'06.153	Ling	1'44.716	1'04.382	Hahn				1'43.984	1'04.170	Bell	1'43.229	1'03.779	Fontana
7 ^a - 3	2'35.240	0'47.312	PIT	2'22.207	0'37.491					2'26.420	0'42.436	PIT	2'18.825	0'35.596	
8 ^a - 1				0'43.103	0'43.103	232.836				1'31.681	1'31.681	257.143	0'39.517	0'39.517	262.922
8 ^a - 2				1'49.822	1'06.719	Hahn				2'35.793	1'04.112	Bell	1'43.499	1'03.982	Fontana
8 ^a - 3				2'27.707	0'37.885					3'11.335	0'35.542		2'20.263	0'36.764	
9 ^a - 1				0'47.025	0'47.025	164.789				0'39.301	0'39.301	261.453	0'39.657	0'39.657	264.407
9 ^a - 2				1'53.565	1'06.540	Hahn				1'42.173	1'02.872	Bell	1'43.935	1'04.278	Fontana
9 ^a - 3				2'41.073	0'47.508	PIT				2'17.266	0'35.093		2'27.281	0'43.346	PIT
10 ^a - 1										0'39.194	0'39.194	261.453			
10 ^a - 2										1'41.987	1'02.793	Bell			
10 ^a - 3										2'17.210	0'35.223				
11 ^a - 1										0'39.257	0'39.257	260.000			
11 ^a - 2										1'42.404	1'03.147	Bell			
11 ^a - 3										2'28.952	0'46.548	PIT			

Ideal Lap	
0'40.092	0'40.092
1'43.792	1'03.700
2'19.208	0'35.416

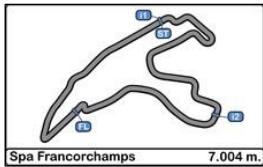
Ideal Lap	
0'40.334	0'40.334
1'44.172	1'03.838
2'20.175	0'36.003

Ideal Lap	
0'39.613	0'39.613
1'41.872	1'02.259
2'17.305	0'35.433

Ideal Lap	
0'39.194	0'39.194
1'41.987	1'02.793
2'17.080	0'35.093

Ideal Lap	
0'39.182	0'39.182
1'42.961	1'03.779
2'18.436	0'35.475

Ideal Best Lap	
0'39.126	0'39.126
1'41.012	1'01.886
2'16.017	0'35.005



**Circuit de Spa
International GT Open
Qualifying - 1**

LAP ANALYSIS

27/05/2017

Number	24			25			39			48			51			
	Lap	Lap Time	Partial	Speed	Lap Time	Partial	Speed	Lap Time	Partial	Speed	Lap Time	Partial	Speed	Lap Time	Partial	Speed
1 ^a - 1	0'40.357	0'40.357		260.000	0'40.225	0'40.225	260.000	0'39.837	0'39.837	258.564	0'40.248	0'40.248	258.564	0'40.237	0'40.237	260.000
1 ^a - 2	1'45.316	1'04.959	Benham		1'49.181	1'08.956	Dunbar	1'43.830	1'03.993	Dolby	1'45.654	1'05.406	Moissev	1'44.440	1'04.203	beirão da Veiga
1 ^a - 3	2'21.190	0'35.874			2'27.475	0'38.294		2'19.236	0'35.406		2'22.667	0'37.013		2'20.866	0'36.426	
2 ^a - 1	0'45.631	0'45.631		130.363	0'42.065	0'42.065	257.143	0'39.496	0'39.496	260.001	0'40.679	0'40.679	255.738	0'40.028	0'40.028	261.453
2 ^a - 2	1'53.931	1'08.300	Benham		1'51.204	1'09.139	Dunbar	1'43.015	1'03.519	Dolby	1'46.407	1'05.728	Moissev	1'44.474	1'04.446	beirão da Veiga
2 ^a - 3	2'29.873	0'35.942			2'29.471	0'38.267		2'18.425	0'35.410		2'22.699	0'36.292		2'21.282	0'36.808	
3 ^a - 1	0'39.941	0'39.941		258.564	0'42.134	0'42.134	255.738	0'39.585	0'39.585	258.564	0'39.964	0'39.964	257.143	0'48.483	0'48.483	198.306
3 ^a - 2	1'44.418	1'04.477	Benham		1'51.130	1'08.996	Dunbar	1'45.295	1'05.710	Dolby	1'44.836	1'04.872	Moissev	2'02.165	1'13.682	beirão da Veiga
3 ^a - 3	2'20.402	0'35.984			2'29.273	0'38.143		2'30.016	0'44.721	PIT	2'29.101	0'44.265	PIT	2'39.137	0'36.972	
4 ^a - 1	0'39.917	0'39.917		260.000	0'41.512	0'41.512	254.348	3'00.045	3'00.045	255.738	1'52.622	1'52.622	254.348	0'40.186	0'40.186	260.001
4 ^a - 2	1'46.174	1'06.257	Benham		1'50.391	1'08.879	Dunbar	4'05.484	1'05.439	Dolby	2'57.943	1'05.321	Moissev	1'44.562	1'04.376	beirão da Veiga
4 ^a - 3	2'28.683	0'42.509			2'27.972	0'37.581		4'41.393	0'35.909		3'34.244	0'36.301		2'29.709	0'45.147	PIT
5 ^a - 1	0'40.735	0'40.735		257.143	0'41.671	0'41.671	255.738	0'39.129	0'39.129	261.453	0'39.926	0'39.926	260.000	6'23.664	6'23.664	166.548
5 ^a - 2	1'46.959	1'06.224	Benham		1'51.850	1'10.179	Dunbar	1'42.178	1'03.049	Dolby	1'44.355	1'04.429	Moissev	7'32.280	1'08.616	beirão da Veiga
5 ^a - 3	2'31.296	0'44.337	PIT		2'40.852	0'49.002	PIT	2'17.653	0'35.475		2'20.456	0'36.101		8'10.651	0'38.371	
6 ^a - 1	2'27.584	2'27.584		252.974	1'39.049	1'39.049	254.348	0'41.643	0'41.643	248.937	0'39.947	0'39.947	258.564	0'39.533	0'39.533	261.453
6 ^a - 2	3'34.058	1'06.474	Benham		2'47.736	1'08.687	Dunbar	1'49.244	1'07.601	Dolby	1'44.255	1'04.308	Moissev	1'42.656	1'03.123	beirão da Veiga
6 ^a - 3	4'14.210	0'40.152			3'25.688	0'37.952		2'32.848	0'43.604	PIT	2'20.249	0'35.994		2'18.258	0'35.602	
7 ^a - 1	0'45.172	0'45.172		200.859	0'40.782	0'40.782	254.348				0'39.726	0'39.726	261.453	0'47.139	0'47.139	175.281
7 ^a - 2	1'56.464	1'11.292	Benham		1'50.386	1'09.604	Dunbar				1'44.267	1'04.541	Moissev	2'01.462	1'14.323	beirão da Veiga
7 ^a - 3	2'35.234	0'38.770			2'28.184	0'37.798		2'12.593	2'12.593	PIT	2'20.197	0'35.930		2'37.724	0'36.262	
8 ^a - 1	0'40.079	0'40.079		257.143	0'40.900	0'40.900	254.349				0'39.627	0'39.627	260.000	0'39.696	0'39.696	261.453
8 ^a - 2	1'44.096	1'04.017	Benham		1'49.212	1'08.312	Dunbar				1'44.453	1'04.826	Moissev	1'44.949	1'05.253	beirão da Veiga
8 ^a - 3	2'19.880	0'35.784			2'26.290	0'37.078					2'20.405	0'35.952		2'33.632	0'48.683	
9 ^a - 1	0'40.177	0'40.177		255.738	0'40.566	0'40.566	257.143				0'39.911	0'39.911	257.143	0'39.851	0'39.851	261.453
9 ^a - 2	1'43.853	1'03.676	Benham		1'48.823	1'08.257	Dunbar				1'47.536	1'07.625	Moissev	1'43.896	1'04.045	beirão da Veiga
9 ^a - 3	2'19.805	0'35.952			2'25.762	0'36.939					2'34.825	0'47.289	PIT	2'20.270	0'36.374	
10 ^a - 1	0'44.823	0'44.823		209.866	0'40.371	0'40.371	258.564									
10 ^a - 2	1'56.332	1'11.509	Benham		1'49.496	1'09.125	Dunbar									
10 ^a - 3	3'50.964	1'54.632	PIT		2'30.038	0'40.542										
11 ^a - 1					0'40.989	0'40.989	254.348									
11 ^a - 2					1'48.700	1'07.711	Dunbar									
11 ^a - 3					2'42.179	0'53.479										

Ideal Lap	
0'39.917	0'39.917
1'43.593	1'03.676
2'19.377	0'35.784

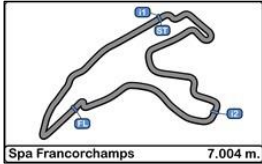
Ideal Lap	
0'40.225	0'40.225
1'47.936	1'07.711
2'24.875	0'36.939

Ideal Lap	
0'39.129	0'39.129
1'42.178	1'03.049
2'17.584	0'35.406

Ideal Lap	
0'39.627	0'39.627
1'43.935	1'04.308
2'19.865	0'35.930

Ideal Lap	
0'39.533	0'39.533
1'42.656	1'03.123
2'18.258	0'35.602

Ideal Best Lap	
0'39.126	0'39.126
1'41.012	1'01.886
2'16.017	0'35.005



**Circuit de Spa
International GT Open
Qualifying - 1**

LAP ANALYSIS

27/05/2017

Number	54			55			65			74			88			
	Lap	Lap Time	Partial	Speed	Lap Time	Partial	Speed	Lap Time	Partial	Speed	Lap Time	Partial	Speed	Lap Time	Partial	Speed
1 ^a - 1	0'39.788	0'39.788		261.453	0'40.442	0'40.442	260.000	0'39.955	0'39.955	260.000	0'40.205	0'40.205	252.974	0'40.185	0'40.185	257.143
1 ^a - 2	1'42.525	1'02.737	Costa		1'43.773	1'03.331	Farnbacher	1'43.410	1'03.455	Rueda	1'43.527	1'03.322	Konrad	1'44.022	1'03.837	Ledogar
1 ^a - 3	2'17.745	0'35.220			2'19.332	0'35.559		2'19.032	0'35.622		2'19.309	0'35.782		2'19.330	0'35.308	
2 ^a - 1	0'39.746	0'39.746		261.453	0'39.858	0'39.858	262.922	0'39.790	0'39.790	264.407	0'40.471	0'40.471	252.973	0'39.831	0'39.831	257.143
2 ^a - 2	1'42.447	1'02.701	Costa		1'42.791	1'02.933	Farnbacher	1'43.060	1'03.270	Rueda	1'48.198	1'07.727	Konrad	1'43.204	1'03.373	Ledogar
2 ^a - 3	2'17.592	0'35.145			2'18.124	0'35.333		2'18.579	0'35.519		2'34.470	0'46.272	PIT	2'18.889	0'35.685	
3 ^a - 1	0'44.187	0'44.187		210.811	0'39.503	0'39.503	262.922	0'39.855	0'39.855	261.453	14'34.031	14'34.031	246.316	0'39.662	0'39.662	260.000
3 ^a - 2	1'51.667	1'07.480	Costa		1'42.541	1'03.038	Farnbacher	1'49.666	1'09.811	Rueda	15'41.938	1'07.907	Konrad	1'43.013	1'03.351	Ledogar
3 ^a - 3	2'34.789	0'43.122	PIT		2'18.097	0'35.556		2'26.099	0'36.433		16'23.617	0'41.679		2'18.372	0'35.359	
4 ^a - 1	12'06.875	12'06.875		219.719	0'50.888	0'50.888	190.244	0'39.921	0'39.921	260.000	0'40.352	0'40.352	254.348	0'39.605	0'39.605	261.453
4 ^a - 2	13'15.934	1'09.059	Costa		2'05.133	1'14.245	Farnbacher	1'42.962	1'03.041	Rueda	1'45.985	1'05.633	Konrad	1'42.824	1'03.219	Ledogar
4 ^a - 3	13'52.845	0'36.911			2'55.534	0'50.401	PIT	2'27.636	0'44.674	PIT	2'23.860	0'37.875		2'24.223	0'41.399	PIT
5 ^a - 1	0'39.638	0'39.638		262.922	1'00.194	1'00.194	183.530	5'40.959	5'40.959	255.738	0'40.217	0'40.217	254.348	7'46.103	7'46.103	194.191
5 ^a - 2	1'41.524	1'01.886	Costa		2'19.313	1'19.119	Farnbacher	6'44.292	1'03.333	Rueda	1'43.162	1'02.945	Konrad	8'55.562	1'09.459	Ledogar
5 ^a - 3	2'16.623	0'35.099			3'16.323	0'57.010	PIT	7'21.823	0'37.531		2'18.904	0'35.742		9'40.561	0'44.999	
6 ^a - 1	0'39.454	0'39.454		261.453				0'39.655	0'39.655	260.000	0'42.770	0'42.770	221.801	0'39.632	0'39.632	260.000
6 ^a - 2	1'41.664	1'02.210	Costa					1'42.175	1'02.520	Rueda	1'51.461	1'08.691	Konrad	1'42.532	1'02.900	Ledogar
6 ^a - 3	2'16.815	0'35.151						2'17.580	0'35.405		4'32.482	2'41.021	PIT	2'17.721	0'35.189	
7 ^a - 1	0'39.542	0'39.542		261.453				0'39.402	0'39.402	261.453				0'39.507	0'39.507	260.000
7 ^a - 2	1'41.961	1'02.419	Costa					1'41.823	1'02.421	Rueda				1'42.357	1'02.850	Ledogar
7 ^a - 3	2'20.055	0'38.094						2'16.986	0'35.163					2'17.391	0'35.034	
8 ^a - 1								0'39.599	0'39.599	262.922				0'39.340	0'39.340	262.922
8 ^a - 2								1'48.476	1'08.877	Rueda				1'46.836	1'07.496	Ledogar
8 ^a - 3								2'25.074	0'36.598					2'26.304	0'39.468	
9 ^a - 1								0'40.085	0'40.085	258.564				0'39.453	0'39.453	258.564
9 ^a - 2								1'46.649	1'06.564	Rueda				1'42.332	1'02.879	Ledogar
9 ^a - 3								2'32.397	0'45.748	PIT				2'17.368	0'35.036	
10 ^a - 1																
10 ^a - 2																
10 ^a - 3																
11 ^a - 1																
11 ^a - 2																
11 ^a - 3																

Ideal Lap	
0'39.454	0'39.454
1'41.340	1'01.886
2'16.439	0'35.099

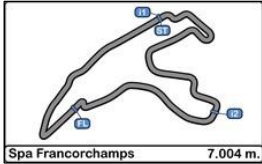
Ideal Lap	
0'39.503	0'39.503
1'42.436	1'02.933
2'17.769	0'35.333

Ideal Lap	
0'39.402	0'39.402
1'41.823	1'02.421
2'16.986	0'35.163

Ideal Lap	
0'40.205	0'40.205
1'43.150	1'02.945
2'18.892	0'35.742

Ideal Lap	
0'39.340	0'39.340
1'42.190	1'02.850
2'17.224	0'35.034

Ideal Best Lap	
0'39.126	0'39.126
1'41.012	1'01.886
2'16.017	0'35.005



Circuit de Spa
International GT Open
Qualifying - 1

LAP ANALYSIS

27/05/2017

Number	90			99			488			555		
	Lap Time	Partial	Speed	Lap Time	Partial	Speed	Lap Time	Partial	Speed	Lap Time	Partial	Speed
1 ^a - 1	0'40.864	0'40.864	261.453	0'41.256	0'41.256	252.974	0'39.602	0'39.602	261.453	0'40.019	0'40.019	260.001
1 ^a - 2	1'46.938	1'06.074	Verbergt	1'46.714	1'05.458	Coimbra	1'42.755	1'03.153	Mac	1'43.428	1'03.409	Liuzzi
1 ^a - 3	2'23.145	0'36.207		2'23.914	0'37.200		2'17.875	0'35.120		2'18.773	0'35.345	
2 ^a - 1	0'40.324	0'40.324	261.453	0'41.114	0'41.114	254.348	0'39.384	0'39.384	261.453	0'39.350	0'39.350	265.909
2 ^a - 2	1'46.337	1'06.013	Verbergt	1'46.482	1'05.368	Coimbra	1'41.745	1'02.361	Mac	1'42.456	1'03.106	Liuzzi
2 ^a - 3	2'22.716	0'36.379		2'23.576	0'37.094		2'16.876	0'35.131		2'17.883	0'35.427	
3 ^a - 1	0'40.094	0'40.094	262.922	0'41.190	0'41.190	252.974	0'40.836	0'40.836	260.000	0'39.391	0'39.391	262.922
3 ^a - 2	1'45.481	1'05.387	Verbergt	1'46.550	1'05.360	Coimbra	1'44.041	1'03.205	Mac	1'42.349	1'02.958	Liuzzi
3 ^a - 3	2'31.151	0'45.670	PIT	2'23.434	0'36.884		2'26.794	0'42.753	PIT	2'17.622	0'35.273	
4 ^a - 1	2'03.436	2'03.436	201.725	0'40.911	0'40.911	255.738	9'00.114	9'00.114	205.264	0'45.590	0'45.590	236.364
4 ^a - 2	3'10.889	1'07.453	Verbergt	1'45.962	1'05.051	Coimbra	10'08.327	1'08.213	Mac	1'56.807	1'11.217	Liuzzi
4 ^a - 3	3'47.083	0'36.194		2'22.436	0'36.474		10'49.533	0'41.206		2'39.809	0'43.002	
5 ^a - 1	0'39.710	0'39.710	261.453	0'40.895	0'40.895	255.738	0'39.381	0'39.381	261.453	0'39.637	0'39.637	261.453
5 ^a - 2	1'43.539	1'03.829	Verbergt	1'45.911	1'05.016	Coimbra	1'41.746	1'02.365	Mac	1'50.257	1'10.620	Liuzzi
5 ^a - 3	2'19.009	0'35.470		2'22.868	0'36.957		2'17.011	0'35.265		2'35.241	0'44.984	PIT
6 ^a - 1	0'39.466	0'39.466	262.922	0'41.102	0'41.102	254.348	0'39.303	0'39.303	261.453			
6 ^a - 2	1'43.230	1'03.764	Verbergt	1'47.281	1'06.179	Coimbra	1'41.692	1'02.389	Mac			
6 ^a - 3	2'18.744	0'35.514		2'33.234	0'45.953	PIT	2'16.780	0'35.088				
7 ^a - 1	0'39.331	0'39.331	262.922	2'06.237	2'06.237	163.637	0'39.252	0'39.252	262.922			
7 ^a - 2	1'43.379	1'04.048	Verbergt	3'13.446	1'07.209	Coimbra	1'41.870	1'02.618	Mac			
7 ^a - 3	2'19.102	0'35.723		3'54.067	0'40.621		2'18.592	0'36.722				
8 ^a - 1	0'39.870	0'39.870	261.453	0'41.011	0'41.011	252.973	0'39.237	0'39.237	260.000			
8 ^a - 2	1'45.266	1'05.396	Verbergt	1'46.000	1'04.989	Coimbra	1'42.090	1'02.853	Mac			
8 ^a - 3	2'31.176	0'45.910	PIT	2'22.546	0'36.546		4'09.744	2'27.654	PIT			
9 ^a - 1				0'40.895	0'40.895	257.143						
9 ^a - 2				1'46.309	1'05.414	Coimbra						
9 ^a - 3				2'22.836	0'36.527							
10 ^a - 1				0'40.651	0'40.651	254.348						
10 ^a - 2				1'45.099	1'04.448	Coimbra						
10 ^a - 3				2'21.483	0'36.384							
11 ^a - 1				0'40.669	0'40.669	255.738						
11 ^a - 2				1'45.530	1'04.861	Coimbra						
11 ^a - 3				2'22.047	0'36.517							

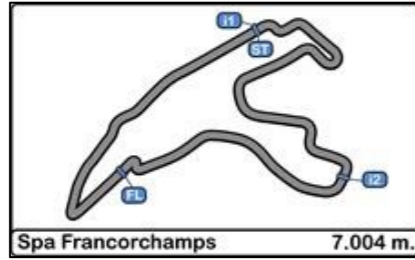
Ideal Lap	
0'39.331	0'39.331
1'43.095	1'03.764
2'18.565	0'35.470

Ideal Lap	
0'40.651	0'40.651
1'45.099	1'04.448
2'21.483	0'36.384

Ideal Lap	
0'39.237	0'39.237
1'41.598	1'02.361
2'16.686	0'35.088

Ideal Lap	
0'39.350	0'39.350
1'42.308	1'02.958
2'17.581	0'35.273

Ideal Best Lap	
0'39.126	0'39.126
1'41.012	1'01.886
2'16.017	0'35.005

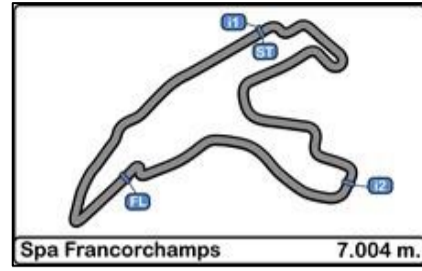


**Circuit de Spa
International GT Open
Qualifying - 1**

Best Sectors Results

27/05/2017

Sector - 1				Sector - 2				Sector - 3				Ideal Lap vs Best Lap			
Ord.	Nº	Driver	Time	Nº	Driver	Time	Nº	Driver	Time	Ord.	Nº	Driver	Ideal Lap	Best Lap	Ord.
1	5	Andrea Caldarelli	39.126	54	Albert Costa	1'01.886	5	Andrea Caldarelli	35.005	1	5	Andrea Caldarelli	2'16.430	2'16.444	2
2	39	Craig Dolby	39.129	20	Jules Szymkowiak	1'02.259	88	Côme Ledogar	35.034	2	54	Albert Costa	2'16.439	2'16.623	3
3	23	Andrea Fontana	39.182	5	Andrea Caldarelli	1'02.299	488	Mikkel Mac	35.088	3	488	Mikkel Mac	2'16.686	2'16.780	4
4	22	Rob Bell	39.194	488	Mikkel Mac	1'02.361	22	Rob Bell	35.093	4	65	Fran Rueda	2'16.986	2'16.986	5
5	488	Mikkel Mac	39.237	65	Fran Rueda	1'02.421	54	Albert Costa	35.099	5	22	Rob Bell	2'17.080	2'17.210	6
6	7	Francesco Sini	39.254	22	Rob Bell	1'02.793	65	Fran Rueda	35.163	6	88	Côme Ledogar	2'17.224	2'17.368	7
7	90	Tim Verbergt	39.331	88	Côme Ledogar	1'02.850	555	Vitantonio Liuzzi	35.273	7	20	Jules Szymkowiak	2'17.305	2'17.454	8
8	88	Côme Ledogar	39.340	55	Dominik Farnbacher	1'02.933	7	Francesco Sini	35.277	8	555	Vitantonio Liuzzi	2'17.581	2'17.622	9
9	555	Vitantonio Liuzzi	39.350	74	Martin Konrad	1'02.945	55	Dominik Farnbacher	35.333	9	39	Craig Dolby	2'17.584	2'12.593	1
10	10	Jordan Witt	39.367	555	Vitantonio Liuzzi	1'02.958	1	Thomas Biagi	35.344	10	7	Francesco Sini	2'17.648	2'17.971	10
11	65	Fran Rueda	39.402	39	Craig Dolby	1'03.049	10	Jordan Witt	35.372	11	55	Dominik Farnbacher	2'17.769	2'18.097	11
12	54	Albert Costa	39.454	7	Francesco Sini	1'03.117	39	Craig Dolby	35.406	12	10	Jordan Witt	2'18.042	2'18.251	12
13	55	Dominik Farnbacher	39.503	51	Lourenço Beirão da Veiga	1'03.123	11	Kang Ling	35.416	13	51	Lourenço Beirão da Veiga	2'18.258	2'18.258	13
14	51	Lourenço Beirão da Veiga	39.533	10	Jordan Witt	1'03.303	20	Jules Szymkowiak	35.433	14	1	Thomas Biagi	2'18.279	2'18.382	14
15	1	Thomas Biagi	39.561	1	Thomas Biagi	1'03.374	90	Tim Verbergt	35.470	15	23	Andrea Fontana	2'18.436	2'18.825	16
16	20	Jules Szymkowiak	39.613	8	Piergiuseppe Perazzini	1'03.516	23	Andrea Fontana	35.475	16	90	Tim Verbergt	2'18.565	2'18.744	15
17	48	Alex Moissev	39.627	24	Michael Benham	1'03.676	51	Lourenço Beirão da Veiga	35.602	17	74	Martin Konrad	2'18.892	2'18.904	17
18	8	Piergiuseppe Perazzini	39.845	11	Kang Ling	1'03.700	74	Martin Konrad	35.742	18	8	Piergiuseppe Perazzini	2'19.164	2'19.172	18
19	24	Michael Benham	39.917	90	Tim Verbergt	1'03.764	24	Michael Benham	35.784	19	11	Kang Ling	2'19.208	2'19.388	19
20	11	Kang Ling	40.092	23	Andrea Fontana	1'03.779	8	Piergiuseppe Perazzini	35.803	20	24	Michael Benham	2'19.377	2'19.805	20
21	74	Martin Konrad	40.205	16	Marcelo Hahn	1'03.838	48	Alex Moissev	35.930	21	48	Alex Moissev	2'19.865	2'20.197	21
22	25	Ivor Dunbar	40.225	48	Alex Moissev	1'04.308	16	Marcelo Hahn	36.003	22	16	Marcelo Hahn	2'20.175	2'20.663	22
23	16	Marcelo Hahn	40.334	99	António Coimbra	1'04.448	99	António Coimbra	36.384	23	99	António Coimbra	2'21.483	2'21.483	23
24	99	António Coimbra	40.651	25	Ivor Dunbar	1'07.711	25	Ivor Dunbar	36.939	24	25	Ivor Dunbar	2'24.875	2'25.762	24



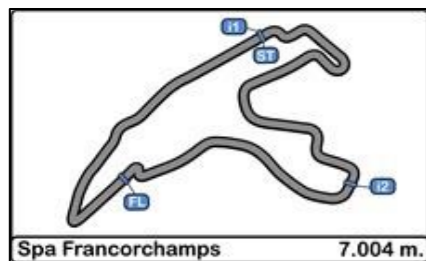
**Circuit de Spa
International GT Open
Qualifying - 1**

Best Top Speeds

27/05/2017

Ord.	Nº	Entrant / Team	Nat.	Driver	Nat.	St.	Driver 2	Nat.	St.	Vehicle	Cat.	Cla.	Top 1		Top 2		Top 3		Top 4		Top 5		Avg.
													Km/h	Lap	Km/h	Lap	Km/h	Lap	Km/h	Lap	Km/h	Lap	
1	555	FFF Racing Team by ACM	CHN	Hiroshi Hamaguchi	JPN	Bronze	Vitantonio Liuzzi	ITA	Platinum	Lamborghini Huracan GT3	PROAM	1º	265.909	3	262.921	4	261.453	6	260.000	2	236.364	5	257.329
2	5	SF Racing	CHN	Fu Songyang	CHN	Bronze	Andrea Caldarelli	ITA	Gold	Ferrari 488 GT3	PROAM	2º	264.407	7	264.407	10	262.921	8	262.921	9	261.453	4	263.222
3	10	Jordan Racing	GBR	Jordan Witt	GBR	Bronze	Michael Meadows	GBR	Gold	Bentley GT3	PROAM	3º	264.407	3	262.921	2	262.921	4	241.237	1	227.184	5	251.734
4	23	Imperiale Racing	ITA	Vito Postiglione	ITA	Gold	Andrea Fontana	ITA	Silver	Lamborghini Huracan GT3	PRO	1º	264.407	7	264.407	10	262.921	4	262.921	6	262.921	8	263.516
5	65	RACE / BMW Team Teo Martin	ESP	Victor Bouveng	SWE	Silver	Fran Rueda	ESP	Silver	BMW M6 GT3	PRO	2º	264.407	3	262.921	9	261.453	8	261.452	4	260.000	2	262.047
6	1	Imperiale Racing	ITA	Thomas Biagi	ITA	Gold	Giovanni Venturini	ITA	Gold	Lamborghini Huracan GT3	PRO	3º	262.921	7	260.000	3	260.000	5	257.143	2	237.564	6	255.526
7	22	Shaun Balfe / Balfe Motorsport	GBR	Shaun Balfe	GBR	Bronze	Rob Bell	GBR	Platinum	McLaren 650 S GT3 2015	PROAM	4º	262.921	6	261.453	10	261.452	11	260.000	2	260.000	4	261.165
8	54	Emil Frey Lexus Racing	CHE	Albert Costa	ESP	Gold	Philipp Frommenwiler	CHE	Silver	Lexus RC-F GT3	PRO	4º	262.921	6	261.453	2	261.453	3	261.453	7	261.453	8	261.746
9	55	Farnbacher Racing	DEU	Dominik Farnbacher	DEU	Gold	Mario Farnbacher	DEU	Silver	Lexus RC-F GT3	PRO	5º	262.921	3	262.921	4	260.000	2	190.244	5	183.529	6	231.923
10	88	Garage 59	GBR	Alexander West	SWE	Bronze	Côme Ledogar	FRA	Platinum	McLaren 650 S GT3 2015	PROAM	5º	262.921	9	261.452	5	260.000	4	260.000	7	260.000	8	260.875
11	90	Autoclub Excelsior / Brussels Racing	BEL	Tim Verbergt	BEL	Gold	Sam Dejonghe	BEL	Silver	Aston Martin Vantage GT3	PRO	6º	262.921	4	262.921	8	262.921	7	261.453	2	261.453	3	262.334
12	488	Spirit of Race	CHE	Miguel Ramos	PRT	Silver	Mikkel Mac	DNK	Gold	Ferrari 488 GT3	PRO	7º	262.921	8	261.453	2	261.453	3	261.453	7	261.452	6	261.746
13	7	Solaris Motorsport	ITA	Francesco Sini	ITA	Gold	Mauro Calamia	CHE	Silver	Aston Martin Vantage GT3	PRO	8º	261.453	4	261.453	7	261.453	9	261.452	3	260.000	8	261.162
14	20	SPS Automotive Performance	DEU	Valentin Pierburg	DEU	Bronze	Jules Szymkowiak	NLD	Silver	Mercedes AMG GT3	PROAM	6º	261.453	2	261.453	5	261.452	4	260.000	3	236.363	1	256.144
15	39	Nigel Mustill / Wessex Vehicles	GBR	Tomas Enge	CZE	Platinum	Craig Dolby	GBR	Gold	Lamborghini Gallardo Rex GT3	PRO	9º	261.453	6	260.000	3	258.564	2	258.564	4	255.738	5	258.864
16	51	RACE / BMW Team Teo Martin	ESP	Lourenço Beirão da Veiga	PRT	Silver	Nelson Piquet jr	BRA	Platinum	BMW M6 GT3	PRO	10º	261.453	9	261.453	10	261.452	3	261.452	7	260.000	5	261.162
17	48	Spirit of Race / Kaspersky	CHE	Alex Moissev	RUS	Bronze	Davide Rizzo	ITA	Bronze	Ferrari 488 GT3	AM	1º	261.452	8	260.000	6	260.000	9	258.564	2	258.564	7	259.716
18	8	AF Corse	ITA	Piergiuseppe Perazzini	ITA	Bronze	Marco Cioci	ITA	Gold	Ferrari 488 GT3	PROAM	7º	260.000	5	260.000	6	260.000	7	258.564	8	257.143	2	259.141
19	24	Garage 59	GBR	Michael Benham	GBR	Bronze	Duncan Tappy	GBR	Gold	McLaren 650 S GT3 2015	PROAM	8º	260.000	2	260.000	5	258.564	4	257.143	6	257.143	9	258.570
20	25	FF Corse	GBR	Ivor Dunbar	GBR	Bronze	Johnny Mowlem	GBR	Gold	Ferrari 488 GT3	PROAM	9º	260.000	2	258.564	11	257.143	3	257.143	10	255.738	6	257.717
21	11	Ratón Racing	ITA	Edoardo Liberati	ITA	Silver	Kang Ling	CHN	Silver	Lamborghini Huracan GT3	PRO	11º	258.564	3	258.564	7	257.143	2	257.143	4	255.738	6	257.430
22	99	Sports and You	PRT	António Coimbra	PRT	Bronze	Luis Silva	PRT	Bronze	Mercedes AMG GT3	AM	2º	257.143	10	255.738	6	255.738	5	255.738	12	254.348	3	255.741
23	16	Drivex School	ESP	Marcelo Hahn	BRA	Bronze	Allam Khodair	BRA	Gold	Mercedes AMG GT3	PROAM	10º	255.738	6	254.348	4	254.348	7	254.348	8	252.973	2	254.351
24	74	MS Racing	AUT	Alexander Hrachowina	AUT	Bronze	Martin Konrad	AUT	Bronze	Mercedes AMG GT3	AM	3º	254.348	5	254.348	6	252.973	2	252.973	3	247.619	1	252.452



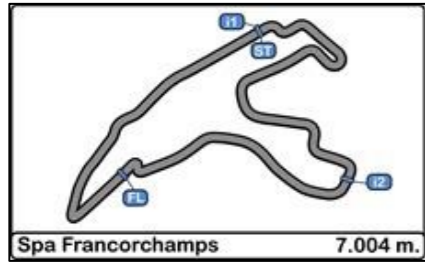


Circuit de Spa
International GT Open
Qualifying - 1

Fastest Lap Sequence

27/05/2017

Time of Day	Session Time	Nº	Entrant / Team	Nat.	Driver	Nat.	St.	Driver 2	Nat.	St.	Vehicle	Cat.	Time	Km/h	Lap
11:54'47.901	4'38.701	5	SF Racing	CHN	Fu Songyang	CHN	Bronze	Andrea Caldarelli	ITA	Gold	Ferrari 488 GT3	PROAM	2'22.718	176.673	2
11:54'54.534	4'45.285	88	Garage 59	GBR	Alexander West	SWE	Bronze	Côme Ledogar	FRA	Platinum	McLaren 650 S GT3 2015	PROAM	2'19.330	180.969	2
11:55'00.113	4'50.871	74	MS Racing	AUT	Alexander Hrachowina	AUT	Bronze	Martin Konrad	AUT	Bronze	Mercedes AMG GT3	AM	2'19.309	180.996	2
11:55'01.676	4'52.444	65	RACE / BMW Team Teo Martin	ESP	Victor Bouveng	SWE	Silver	Fran Rueda	ESP	Silver	BMW M6 GT3	PRO	2'19.032	181.357	2
11:56'35.572	6'26.403	488	Spirit of Race	CHE	Miguel Ramos	PRT	Silver	Mikkel Mac	DNK	Gold	Ferrari 488 GT3	PRO	2'17.875	182.879	2
11:56'40.679	6'31.479	54	Emil Frey Lexus Racing	CHE	Albert Costa	ESP	Gold	Philipp Frommenwiler	CHE	Silver	Lexus RC-F GT3	PRO	2'17.745	183.051	2
11:57'05.280	6'56.059	5	SF Racing	CHN	Fu Songyang	CHN	Bronze	Andrea Caldarelli	ITA	Gold	Ferrari 488 GT3	PROAM	2'17.358	183.567	3
11:58'52.528	8'43.279	488	Spirit of Race	CHE	Miguel Ramos	PRT	Silver	Mikkel Mac	DNK	Gold	Ferrari 488 GT3	PRO	2'16.876	184.213	3
12:07'38.544	17'29.288	5	SF Racing	CHN	Fu Songyang	CHN	Bronze	Andrea Caldarelli	ITA	Gold	Ferrari 488 GT3	PROAM	2'16.444	184.797	7
12:13'01.957	22'52.736	39	Nigel Mustill / Wessex Vehicles	GBR	Tomas Enge	CZE	Platinum	Craig Dolby	GBR	Gold	Lamborghini Gallardo Rex GT3	PRO	2'12.593	190.164	8



**Circuit de Spa
International GT Open
Qualifying - 1**

Weather Report

27/05/2017

Track Status DRY

