

**Autodromo do Estoril
International GT Open
Qualifying - 1**

Results

29/04/2017

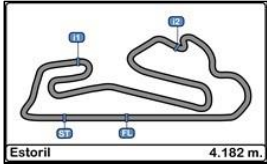
Ord.	Nº	Entrant / Team	Nat.	Driver	Nat.	St.	Driver 2	Nat.	St.	Vehicle	Cat.	Clas.	Laps	Best	Time	Gap	Interval	Km/h
1	22	Shaun Balfe / Balfe Motorsport	GBR	Shaun Balfe	GBR	Bronze	<u>Rob Bell</u>	GBR	Platinum	McLaren 650 S GT3 2015	PROAM	1º	8	7	1'36.346			156.262
2	54	Emil Frey Lexus Racing	CHE	<u>Albert Costa</u>	ESP	Gold	Philipp Frommenwiler	CHE	Silver	Lexus RC-F GT3	PRO	1º	8	6	1'36.854	0"508	0"096	155.442
3	88	Garage 59	GBR	Alexander West	SWE	Bronze	<u>Côme Ledogar</u>	FRA	Platinum	McLaren 650 S GT3 2015	PROAM	2º	8	6	1'36.950	0"604	0"096	155.288
4	8	AF Corse	ITA	Piergiuseppe Perazzini	ITA	Bronze	<u>Marco Cioci</u>	ITA	Gold	Ferrari 488 GT	PROAM	3º	9	7	1'37.033	0"687	0"083	155.155
5	1	Imperiale Racing	ITA	Thomas Biagi	ITA	Gold	<u>Giovanni Venturini</u>	ITA	Gold	Lamborghini Huracan GT3	PRO	2º	9	7	1'37.086	0"740	0"053	155.071
6	16	Drivex School	ESP	Marcelo Hahn	BRA	Bronze	<u>Allam Khodair</u>	BRA	Gold	Mercedes AMG GT3	PROAM	4º	10	7	1'37.186	0"840	0"100	154.911
7	20	SPS Automotive Performance	DEU	Valentin Pierburg	DEU		<u>Tom Onslow-Cole</u>	GBR	Gold	Mercedes AMG GT3	PROAM	5º	11	10	1'37.324	0"978	0"138	154.692
8	55	Farnbacher Racing	DEU	<u>Dominik Farnbacher</u>	DEU	Gold	Mario Farnbacher	DEU	Silver	Lexus RC-F GT3	PRO	3º	11	7	1'37.418	1"072	0"094	154.542
9	65	RACE / BMW Team Teo Martin	ESP	Victor Bouveng	SWE	Silver	<u>Fran Rueda</u>	ESP	Silver	BMW M6 GT3	PRO	4º	8	7	1'37.729	1"383	0"311	154.050
10	555	FFF Racing Team by ACM	CHN	Hiroshi Hamaguchi	JPN	Bronze	<u>Vitantonio Liuzzi</u>	ITA	Platinum	Lamborghini Huracan GT3	PROAM	6º	11	7	1'37.861	1"515	0"132	153.843
11	23	Imperiale Racing	ITA	<u>Vito Postiglione</u>	ITA	Gold	Andrea Fontana	ITA	Silver	Lamborghini Huracan GT3	PRO	5º	12	8	1'37.981	1"635	0"120	153.654
12	488	Spirit of Race	CHE	<u>Miguel Ramos</u>	PRT	Silver	Mikkel Mac Jensen	DNK	Gold	Ferrari 488 GT	PRO	6º	11	8	1'38.193	1"847	0"212	153.323
13	11	Ratón Racing	ITA	Edoardo Liberati	ITA	Silver	<u>Kang Ling</u>	CHN	Silver	Lamborghini Huracan GT3	PRO	7º	10	8	1'38.631	2"285	0"438	152.642
14	51	RACE / BMW Team Teo Martin	ESP	<u>Lourenço Beirão da Veiga</u>	PRT	Silver	António Félix da Costa	PRT	Gold	BMW M6 GT3	PRO	8º	8	7	1'38.764	2"418	0"133	152.436
15	10	Jordan Racing	GBR	<u>Jordan Witt</u>	GBR	Bronze	Michael Meadows	GBR	Bronze	Bentley GT3	PROAM	7º	6	2	1'38.948	2"602	0"184	152.153
16	99	Sports and You	PRT	<u>António Coimbra</u>	PRT	Bronze	Luis Silva	PRT	Bronze	Mercedes AMG GT3	AM	1º	11	9	1'39.050	2"704	0"102	151.996
17	24	Garage 59	GBR	<u>Michael Benham</u>	GBR	Bronze	Duncan Tappy	GBR	Gold	McLaren 650 S GT3 2015	PROAM	8º	12	9	1'39.156	2"810	0"106	151.833
18	7	Solaris Motorsport	ITA	Francesco Sini	ITA	Gold	<u>Mauro Calamia</u>	CHE	Silver	Aston Martin Vantage GT3	PRO	9º	11	8	1'39.185	2"839	0"029	151.789
19	62	RACE / BMW Team Teo Martin	ESP	<u>Filipe Barreiros</u>	PRT	Bronze	Jose Francisco Guedes	PRT	Bronze	BMW M6 GT3	AM	2º	13	12	1'40.832	4"486	1"647	149.310
20	12	Sports and You	PRT	<u>Marcio Basso</u>	BRA	Bronze	Nonô Figueiredo	BRA	Gold	Mercedes AMG GT3	AM	3º	14	13	1'40.889	4"543	0"057	149.225
21	74	MS Racing	AUT	<u>Alexander Hrachowina</u>	AUT	Bronze	Martin Konrad	AUT	Bronze	Mercedes AMG GT3	AM	4º	5	4	1'40.936	4"590	0"047	149.156
22	25	FF Corse	GBR	<u>Ivor Dunbar</u>	GBR	Bronze	Johnny Mowlem	GBR	Gold	Ferrari 488 GT3	PROAM	9º	16	9	1'42.057	5"711	1"121	147.518

CAR 488 LAP TIME DELETED TRACK LIMITS T1 1:38.727
 CAR 51 LAP TIME DELETED TRACK LIMITS T1 1:39.045
 CAR 51 LAP TIME DELETED TRACK LIMITS T7 1:39.045
 CAR 8 LAP TIME DELETED TRACK LIMITS T7 1:38.135
 CAR 51 LAP TIME DELETED TRACK LIMITS T7 1:39.045
 CAR 12 LAP TIME DELETED 1:38.135 TRACK LIMITS T7
 CAR 8 LAP TIME DELETED 1:38.135 TRACK LIMITS T1
 CAR 8 LAP TIME DELETED 1:38.135 TRACK LIMITS T7
 CAR 12 TIME DELETED 1:41.064 TRACK LIMITS T1

Published at:.....

Track Status **DRY**

Stewards:	Race Director:	Timekeeper:
------------------	-----------------------	------------------------



**Autodromo do Estoril
International GT Open
Qualifying - 1**

LAP ANALYSIS

29/04/2017

Number	1			7			8			10			11			
	Lap	Lap Time	Partial	Speed	Lap Time	Partial	Speed	Lap Time	Partial	Speed	Lap Time	Partial	Speed	Lap Time	Partial	Speed
1 ^a - 1	0'20.502	0'20.502		259.616	0'20.792	0'20.792	260.241	0'20.016	0'20.016	258.374	0'20.043	0'20.043	263.415	0'23.100	0'23.100	220.859
1 ^a - 2	1'09.824	0'49.322	Venturini		1'10.932	0'50.140	Calamia	1'07.627	0'47.611	Cioci	1'08.087	0'48.044	Witt	1'12.667	0'49.567	Ling
1 ^a - 3	1'41.551	0'31.727			1'42.978	0'32.046		1'38.253	0'30.626		1'38.948	0'30.861		1'44.645	0'31.978	
2 ^a - 1	0'20.087	0'20.087		262.774	0'20.400	0'20.400	262.136	0'19.858	0'19.858	258.993	0'20.099	0'20.099	262.774	0'20.582	0'20.582	262.136
2 ^a - 2	1'10.301	0'50.214	Venturini		1'10.459	0'50.059	Calamia	1'07.220	0'47.362	Cioci	1'08.058	0'47.959	Witt	1'09.595	0'49.013	Ling
2 ^a - 3	1'42.006	0'31.705			1'42.341	0'31.882		1'38.135	0'30.915		1'39.002	0'30.944		1'41.401	0'31.806	
3 ^a - 1	0'21.423	0'21.423		262.774	0'20.585	0'20.585	262.136	0'19.572	0'19.572	259.616	0'19.868	0'19.868	264.706	0'20.428	0'20.428	260.870
3 ^a - 2	1'12.741	0'51.318	Venturini		1'10.346	0'49.761	Calamia	1'06.939	0'47.367	Cioci	1'08.083	0'48.215	Witt	1'09.117	0'48.689	Ling
3 ^a - 3	1'51.984	0'39.243	PIT		1'42.164	0'31.818		1'37.850	0'30.911		1'39.062	0'30.979		1'40.595	0'31.478	
4 ^a - 1	10'08.477	10'08.477		263.415	0'20.441	0'20.441	263.415	0'19.763	0'19.763	260.241	0'19.936	0'19.936	263.415	0'20.362	0'20.362	260.241
4 ^a - 2	10'57.890	0'49.413	Venturini		1'11.508	0'51.067	Calamia	1'07.474	0'47.711	Cioci	1'08.100	0'48.164	Witt	1'09.367	0'49.005	Ling
4 ^a - 3	11'31.930	0'34.040			1'48.962	0'37.454	PIT	1'44.673	0'37.199	PIT	1'39.159	0'31.059		1'51.047	0'41.680	PIT
5 ^a - 1	0'20.170	0'20.170		260.870	2'18.718	2'18.718		2'31.342	2'31.342		0'21.316	0'21.316	221.312	5'09.263	5'09.263	
5 ^a - 2	1'09.854	0'49.684	Venturini		3'10.846	0'52.128	Calamia	3'19.779	0'48.437	Cioci	1'16.948	0'55.632	Witt	5'58.976	0'49.713	Ling
5 ^a - 3	1'40.896	0'31.042			3'41.938	0'31.092		3'50.708	0'30.929		2'00.736	0'43.788	PIT	6'30.206	0'31.230	
6 ^a - 1	0'19.654	0'19.654		262.774	0'20.121	0'20.121	263.415	0'19.639	0'19.639	258.374				0'20.023	0'20.023	258.374
6 ^a - 2	1'06.740	0'47.086	Venturini		1'08.803	0'48.682	Calamia	1'06.648	0'47.009	Cioci				1'07.864	0'47.841	Ling
6 ^a - 3	1'37.086	0'30.346			1'39.595	0'30.792		1'37.033	0'30.385					1'38.632	0'30.768	
7 ^a - 1	0'19.492	0'19.492		262.774	0'20.088	0'20.088	263.415	0'19.653	0'19.653	258.374				0'19.930	0'19.930	259.616
7 ^a - 2	1'06.776	0'47.284	Venturini		1'08.399	0'48.311	Calamia	1'14.404	0'54.751	Cioci				1'07.565	0'47.635	Ling
7 ^a - 3	1'37.429	0'30.653			1'39.185	0'30.786		1'46.751	0'32.347					1'38.631	0'31.066	
8 ^a - 1	0'22.467	0'22.467		262.136	0'19.908	0'19.908	262.136	0'19.806	0'19.806	258.374				0'22.264	0'22.264	243.793
8 ^a - 2	1'18.492	0'56.025	Venturini		1'08.421	0'48.513	Calamia	1'08.808	0'49.002	Cioci				1'13.804	0'51.540	Ling
8 ^a - 3	1'58.863	0'40.371	PIT		1'39.318	0'30.897		1'48.082	0'39.274	PIT				1'45.153	0'31.349	
9 ^a - 1				262.774	0'19.982	0'19.982	262.774							0'20.128	0'20.128	260.241
9 ^a - 2				Calamia	1'08.306	0'48.324	Calamia							1'08.161	0'48.033	Ling
9 ^a - 3					1'39.641	0'31.335								1'49.837	0'41.676	PIT
10 ^a - 1				262.136	0'19.930	0'19.930	262.136									
10 ^a - 2				Calamia	1'08.443	0'48.513	Calamia									
10 ^a - 3				PIT	1'45.269	0'36.826	PIT									
11 ^a - 1																
11 ^a - 2																
11 ^a - 3																
12 ^a - 1																
12 ^a - 2																
12 ^a - 3																
13 ^a - 1																
13 ^a - 2																
13 ^a - 3																
14 ^a - 1																
14 ^a - 2																
14 ^a - 3																
15 ^a - 1																
15 ^a - 2																
15 ^a - 3																

Ideal Lap	
0'19.492	0'19.492
1'06.578	0'47.086
1'36.924	0'30.346

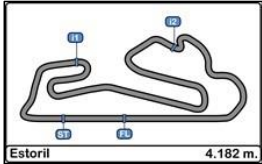
Ideal Lap	
0'19.908	0'19.908
1'08.219	0'48.311
1'39.005	0'30.786

Ideal Lap	
0'19.572	0'19.572
1'06.581	0'47.009
1'36.966	0'30.385

Ideal Lap	
0'19.868	0'19.868
1'07.827	0'47.959
1'38.688	0'30.861

Ideal Lap	
0'19.930	0'19.930
1'07.565	0'47.635
1'38.333	0'30.768

Ideal Best Lap	
0'19.492	0'19.492
1'06.078	0'46.586
1'36.065	0'29.987



**Autodromo do Estoril
International GT Open
Qualifying - 1**

LAP ANALYSIS

29/04/2017

Number	12			16			20			22			23			
	Lap	Lap Time	Partial	Speed	Lap Time	Partial	Speed	Lap Time	Partial	Speed	Lap Time	Partial	Speed	Lap Time	Partial	Speed
1 ^a - 1	0'21.355	0'21.355		252.337	0'20.039	0'20.039	256.533	0'20.109	0'20.109	259.616	0'19.562	0'19.562	264.706	0'21.376	0'21.376	250.581
1 ^a - 2	1'12.931	0'51.576	Basso		1'08.217	0'48.178	Khodair	1'08.457	0'48.348	Onslow-Cole	1'06.658	0'47.096	Bell	1'12.325	0'50.949	Postiglione
1 ^a - 3	1'44.841	0'31.910			1'38.642	0'30.425		1'39.457	0'31.000		1'37.316	0'30.658		1'44.725	0'32.400	
2 ^a - 1	0'21.019	0'21.019		257.757	0'19.888	0'19.888	259.616	0'20.453	0'20.453	262.136	0'19.688	0'19.688	264.059	0'20.973	0'20.973	258.993
2 ^a - 2	1'10.892	0'49.873	Basso		1'07.448	0'47.560	Khodair	1'10.120	0'49.667	Onslow-Cole	1'06.678	0'46.990	Bell	1'10.917	0'49.944	Postiglione
2 ^a - 3	1'42.844	0'31.952			1'37.938	0'30.490		1'47.608	0'37.488	PIT	1'37.391	0'30.713		1'42.769	0'31.852	
3 ^a - 1	0'20.869	0'20.869		256.533	0'19.798	0'19.798	258.993	3'13.809	3'13.809		0'19.857	0'19.857	263.415	0'20.581	0'20.581	260.241
3 ^a - 2	1'10.399	0'49.530	Basso		1'07.461	0'47.663	Khodair	4'13.438	0'59.629	Onslow-Cole	1'12.770	0'52.913	Bell	1'10.255	0'49.674	Postiglione
3 ^a - 3	1'42.352	0'31.953			1'45.134	0'37.673	PIT	4'45.612	0'32.174		1'44.389	0'31.619		1'42.465	0'32.210	
4 ^a - 1	0'20.866	0'20.866		256.533	7'48.423	7'48.423		0'19.779	0'19.779	260.870	0'19.738	0'19.738	262.774	0'20.510	0'20.510	257.143
4 ^a - 2	1'10.856	0'49.990	Basso		8'37.237	0'48.814	Khodair	1'07.184	0'47.405	Onslow-Cole	1'10.238	0'50.500	Bell	1'10.150	0'49.640	Postiglione
4 ^a - 3	1'42.443	0'31.587			9'09.292	0'32.055		1'37.523	0'30.339		1'53.466	0'43.228	PIT	1'47.285	0'37.135	PIT
5 ^a - 1	0'21.357	0'21.357		257.143	0'19.962	0'19.962	257.757	0'19.722	0'19.722	261.502	4'29.396	4'29.396		11'35.384	11'35.384	
5 ^a - 2	1'10.958	0'49.601	Basso		1'11.005	0'51.043	Khodair	1'07.160	0'47.438	Onslow-Cole	5'22.403	0'53.007	Bell	12'26.383	0'50.999	Postiglione
5 ^a - 3	1'50.938	0'39.980	PIT		1'42.910	0'31.905		1'44.156	0'36.996	PIT	5'52.792	0'30.389		12'57.513	0'31.130	
6 ^a - 1	4'09.159	4'09.159		258.374	0'19.722	0'19.722	258.374	9'14.316	9'14.316		0'19.537	0'19.537	262.774	0'19.854	0'19.854	258.374
6 ^a - 2	5'00.024	0'50.865	Basso		1'06.965	0'47.243	Khodair	10'04.744	0'50.428	Onslow-Cole	1'06.123	0'46.586	Bell	1'07.727	0'47.873	Postiglione
6 ^a - 3	5'32.749	0'32.725			1'37.186	0'30.221		10'36.241	0'31.497		1'36.346	0'30.223		1'38.392	0'30.665	
7 ^a - 1	0'20.514	0'20.514		255.320	0'19.636	0'19.636	258.374	0'19.807	0'19.807	259.616	0'21.755	0'21.755	264.059	0'19.696	0'19.696	258.374
7 ^a - 2	2'40.165	2'19.651	Basso		1'06.831	0'47.195	Khodair	1'07.215	0'47.408	Onslow-Cole	1'18.750	0'56.995	Bell	1'07.442	0'47.746	Postiglione
7 ^a - 3	3'13.369	0'33.204			1'37.282	0'30.451		1'37.682	0'30.467		1'59.867	0'41.117	PIT	1'37.981	0'30.539	
8 ^a - 1	0'20.591	0'20.591		255.925	0'20.163	0'20.163	258.993	0'19.711	0'19.711	260.870				0'20.041	0'20.041	260.870
8 ^a - 2	1'16.418	0'55.827	Basso		1'09.547	0'49.384	Khodair	1'06.940	0'47.229	Onslow-Cole				1'07.714	0'47.673	Postiglione
8 ^a - 3	1'48.603	0'32.185			1'40.508	0'30.961		1'37.328	0'30.388					1'38.318	0'30.604	
9 ^a - 1	0'20.738	0'20.738		258.374	0'19.943	0'19.943	258.374	0'19.618	0'19.618	260.870				0'19.807	0'19.807	259.616
9 ^a - 2	1'09.724	0'48.986	Basso		1'07.836	0'47.893	Khodair	1'06.821	0'47.203	Onslow-Cole				1'07.473	0'47.666	Postiglione
9 ^a - 3	1'41.139	0'31.415			1'43.551	0'35.715	PIT	1'37.324	0'30.503					1'37.995	0'30.522	
10 ^a - 1	0'20.440	0'20.440		257.757				0'19.652	0'19.652	261.502				0'19.929	0'19.929	260.241
10 ^a - 2	1'09.333	0'48.893	Basso					1'07.718	0'48.066	Onslow-Cole				1'07.909	0'47.980	Postiglione
10 ^a - 3	1'41.064	0'31.731						1'44.838	0'37.120	PIT				1'38.467	0'30.558	
11 ^a - 1	0'22.705	0'22.705		255.925										0'23.598	0'23.598	219.960
11 ^a - 2	1'22.289	0'59.584	Basso											1'19.428	0'55.830	Postiglione
11 ^a - 3	1'57.862	0'35.573												2'03.162	0'43.734	PIT
12 ^a - 1	0'20.744	0'20.744		255.925												
12 ^a - 2	1'09.745	0'49.001	Basso													
12 ^a - 3	1'40.889	0'31.144														
13 ^a - 1	0'24.634	0'24.634		194.245												
13 ^a - 2	1'29.498	1'04.864	Basso													
13 ^a - 3	2'14.760	0'45.262	PIT													
14 ^a - 1																
14 ^a - 2																
14 ^a - 3																
15 ^a - 1																
15 ^a - 2																
15 ^a - 3																

Ideal Lap	
0'20.440	0'20.440
1'09.333	0'48.893
1'40.477	0'31.144

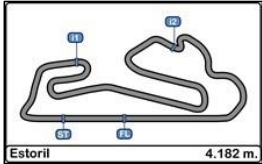
Ideal Lap	
0'19.636	0'19.636
1'06.831	0'47.195
1'37.052	0'30.221

Ideal Lap	
0'19.618	0'19.618
1'06.821	0'47.203
1'37.160	0'30.339

Ideal Lap	
0'19.537	0'19.537
1'06.123	0'46.586
1'36.346	0'30.223

Ideal Lap	
0'19.696	0'19.696
1'07.362	0'47.666
1'37.884	0'30.522

Ideal Best Lap	
0'19.492	0'19.492
1'06.078	0'46.586
1'36.065	0'29.987



**Autodromo do Estoril
International GT Open
Qualifying - 1**

LAP ANALYSIS

29/04/2017

Number	24			25			51			54			55			
	Lap	Lap Time	Partial	Speed	Lap Time	Partial	Speed	Lap Time	Partial	Speed	Lap Time	Partial	Speed	Lap Time	Partial	Speed
1ª - 1	0'20.613	0'20.613		261.502	0'21.245	0'21.245	254.717	0'19.937	0'19.937	260.241	0'19.902	0'19.902	259.616	0'20.254	0'20.254	259.616
1ª - 2	1'10.126	0'49.513	Benham		1'14.270	0'53.025	Dunbar	1'08.178	0'48.241	260.241	1'07.675	0'47.773	Costa	1'09.569	0'49.315	Farnbacher
1ª - 3	1'42.147	0'32.021			1'48.608	0'34.338		1'39.045	0'30.867	258.993	1'38.118	0'30.443		1'41.432	0'31.863	
2ª - 1	0'20.597	0'20.597		262.774	0'21.987	0'21.987	254.118	0'21.732	0'21.732	260.241	0'19.728	0'19.728	262.136	0'20.334	0'20.334	258.374
2ª - 2	1'10.015	0'49.418	Benham		1'14.024	0'52.037	Dunbar	1'16.511	0'54.779	260.241	1'06.844	0'47.116	Costa	1'09.504	0'49.170	Farnbacher
2ª - 3	1'42.143	0'32.128			1'47.737	0'33.713		1'48.234	0'31.723	258.993	1'37.171	0'30.327		1'41.685	0'32.181	
3ª - 1	0'20.452	0'20.452		260.870	0'21.503	0'21.503	255.925	0'19.964	0'19.964	260.241	0'20.793	0'20.793	259.616	0'20.479	0'20.479	260.241
3ª - 2	1'09.774	0'49.322	Benham		1'13.315	0'51.812	Dunbar	1'08.367	0'48.403	260.241	1'11.453	0'50.660	Costa	1'09.878	0'49.399	Farnbacher
3ª - 3	1'41.578	0'31.804			1'47.091	0'33.776		1'39.290	0'30.923	260.241	1'50.439	0'38.986	PIT	1'47.188	0'37.310	PIT
4ª - 1	0'20.904	0'20.904		260.241	0'21.906	0'21.906	255.925	0'20.505	0'20.505	261.502	7'31.880	7'31.880		4'50.298	4'50.298	
4ª - 2	1'10.873	0'49.969	Benham		1'14.030	0'52.124	Dunbar	1'10.086	0'49.581	261.502	8'22.717	0'50.837	Costa	6'00.276	1'09.978	Farnbacher
4ª - 3	1'47.486	0'36.613	PIT		1'47.723	0'33.693		1'48.721	0'38.635	261.502	8'54.468	0'31.751		6'31.933	0'31.657	
5ª - 1	3'07.562	3'07.562		251.749	0'21.614	0'21.614	251.749	11'18.310	11'18.310	261.502	0'19.634	0'19.634	262.136	0'20.016	0'20.016	258.374
5ª - 2	3'58.446	0'50.884	Benham		1'13.991	0'52.377	Dunbar	12'08.552	0'50.242	261.502	1'06.867	0'47.233	Costa	1'07.401	0'47.385	Farnbacher
5ª - 3	4'30.857	0'32.411			1'55.537	0'41.546	PIT	12'39.660	0'31.108	261.502	1'36.854	0'29.987		1'37.820	0'30.419	
6ª - 1	0'20.146	0'20.146		260.241	4'05.280	4'05.280		0'19.771	0'19.771	259.616	0'19.733	0'19.733	263.415	0'19.756	0'19.756	260.870
6ª - 2	1'08.276	0'48.130	Benham		4'57.288	0'52.008	Dunbar	1'07.887	0'48.116	259.616	1'06.885	0'47.152	Costa	1'07.157	0'47.401	Farnbacher
6ª - 3	1'39.437	0'31.161			5'30.072	0'32.784		1'38.764	0'30.877	259.616	1'37.142	0'30.257		1'37.418	0'30.261	
7ª - 1	0'20.062	0'20.062		260.870	0'20.970	0'20.970	254.717	0'19.864	0'19.864	258.993	0'22.673	0'22.673	227.849	0'19.836	0'19.836	260.241
7ª - 2	1'08.246	0'48.184	Benham		1'11.895	0'50.925	Dunbar	1'14.870	0'55.006	258.993	1'19.716	0'57.043	Costa	1'11.750	0'51.914	Farnbacher
7ª - 3	1'39.341	0'31.095			1'44.563	0'32.668		1'53.882	0'39.012	258.993	2'03.319	0'43.603	PIT	1'52.480	0'40.730	PIT
8ª - 1	0'20.039	0'20.039		260.870	0'20.637	0'20.637	253.522							5'18.218	5'18.218	
8ª - 2	1'08.188	0'48.149	Benham		1'10.300	0'49.663	Dunbar							6'18.968	1'00.750	Farnbacher
8ª - 3	1'39.156	0'30.968			1'42.057	0'31.757								6'50.155	0'31.187	
9ª - 1	0'20.146	0'20.146		260.241	0'21.240	0'21.240	256.533							0'19.741	0'19.741	258.993
9ª - 2	1'14.294	0'54.148	Benham		1'15.951	0'54.711	Dunbar							1'07.601	0'47.860	Farnbacher
9ª - 3	1'46.361	0'32.067			1'48.621	0'32.670								1'37.878	0'30.277	
10ª - 1	0'20.211	0'20.211		260.870	0'20.737	0'20.737	254.118							0'22.473	0'22.473	260.870
10ª - 2	1'11.321	0'51.110	Benham		1'13.117	0'52.380	Dunbar							1'15.311	0'52.838	Farnbacher
10ª - 3	1'45.430	0'34.109			1'45.559	0'32.442								1'57.540	0'42.229	PIT
11ª - 1	0'19.990	0'19.990		262.136	0'20.212	0'20.212	257.757									
11ª - 2	1'24.030	1'04.040	Benham		1'10.244	0'50.032	Dunbar									
11ª - 3	2'05.492	0'41.462	PIT		1'51.266	0'41.022										
12ª - 1					0'21.302	0'21.302	254.717									
12ª - 2					1'11.641	0'50.339	Dunbar									
12ª - 3					1'44.782	0'33.141										
13ª - 1					0'20.695	0'20.695	257.143									
13ª - 2					1'11.484	0'50.789	Dunbar									
13ª - 3					1'45.032	0'33.548										
14ª - 1					0'20.706	0'20.706	256.533									
14ª - 2					1'10.805	0'50.099	Dunbar									
14ª - 3					1'43.437	0'32.632										
15ª - 1					0'22.569	0'22.569	232.258									
15ª - 2					1'17.299	0'54.730	Dunbar									
15ª - 3					1'59.315	0'42.016	PIT									

Ideal Lap	
0'19.990	0'19.990
1'08.120	0'48.130
1'39.088	0'30.968

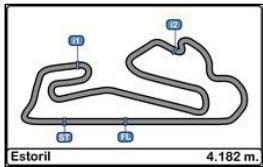
Ideal Lap	
0'20.212	0'20.212
1'09.875	0'49.663
1'41.632	0'31.757

Ideal Lap	
0'19.771	0'19.771
1'07.887	0'48.116
1'38.754	0'30.867

Ideal Lap	
0'19.634	0'19.634
1'06.750	0'47.116
1'36.737	0'29.987

Ideal Lap	
0'19.741	0'19.741
1'07.126	0'47.385
1'37.387	0'30.261

Ideal Best Lap	
0'19.492	0'19.492
1'06.078	0'46.586
1'36.065	0'29.987



**Autodromo do Estoril
International GT Open
Qualifying - 1**

LAP ANALYSIS

29/04/2017

Number	62			65			74			88			99			
	Lap	Lap Time	Partial	Speed	Lap Time	Partial	Speed	Lap Time	Partial	Speed	Lap Time	Partial	Speed	Lap Time	Partial	Speed
1ª - 1	0'21.077	0'21.077		255.925	0'19.965	0'19.965	260.241	0'20.409	0'20.409	255.925	0'20.532	0'20.532	264.059	0'20.591	0'20.591	257.757
1ª - 2	1'12.584	0'51.507	Barreiros		1'08.061	0'48.096	Rueda	1'09.524	0'49.115	Hrachowina	1'09.148	0'48.616	Ledogar	1'09.704	0'49.113	Coimbra
1ª - 3	1'45.787	0'33.203			1'38.630	0'30.569		1'43.417	0'33.893		1'40.642	0'31.494		1'40.980	0'31.276	
2ª - 1	0'21.180	0'21.180		259.616	0'19.866	0'19.866	258.993	0'20.747	0'20.747	254.118	0'20.264	0'20.264	263.415	0'20.282	0'20.282	257.757
2ª - 2	1'12.516	0'51.336	Barreiros		1'07.671	0'47.805	Rueda	1'09.796	0'49.049	Hrachowina	1'09.046	0'48.782	Ledogar	1'09.067	0'48.785	Coimbra
2ª - 3	1'45.424	0'32.908			1'38.372	0'30.701		1'41.212	0'31.416		1'40.361	0'31.315		1'40.208	0'31.141	
3ª - 1	0'21.277	0'21.277		255.925	0'20.697	0'20.697	260.870	0'20.344	0'20.344	257.757	0'20.361	0'20.361	262.774	0'20.145	0'20.145	258.993
3ª - 2	1'13.034	0'51.757	Barreiros		1'10.972	0'50.275	Rueda	1'09.424	0'49.080	Hrachowina	1'09.457	0'49.096	Ledogar	1'08.432	0'48.287	Coimbra
3ª - 3	1'52.526	0'39.492	PIT		1'52.253	0'41.281	PIT	1'40.936	0'31.512		1'45.963	0'36.506	PIT	1'39.585	0'31.153	
4ª - 1	1'50.540	1'50.540			13'26.174	13'26.174		0'21.813	0'21.813	251.749	7'11.970	7'11.970		0'20.291	0'20.291	258.993
4ª - 2	2'42.176	0'51.636	Barreiros		14'23.880	0'57.706	Rueda	1'11.485	0'49.672	Hrachowina	8'05.609	0'53.639	Ledogar	1'13.880	0'53.589	Coimbra
4ª - 3	3'14.403	0'32.227			14'55.239	0'31.359		1'49.560	0'38.075	PIT	8'37.250	0'31.641		1'47.846	0'33.966	
5ª - 1	0'20.438	0'20.438		260.241	0'19.917	0'19.917	258.993				0'19.852	0'19.852	261.502	0'20.483	0'20.483	257.757
5ª - 2	1'09.977	0'49.539	Barreiros		1'07.462	0'47.545	Rueda				1'06.772	0'46.920	Ledogar	1'10.518	0'50.035	Coimbra
5ª - 3	1'41.768	0'31.791			1'37.982	0'30.520					1'36.950	0'30.178		1'50.763	0'40.245	PIT
6ª - 1	0'20.357	0'20.357		259.616	0'19.817	0'19.817	260.241				0'19.747	0'19.747	262.774	4'02.745	4'02.745	
6ª - 2	1'13.548	0'53.191	Barreiros		1'07.277	0'47.460	Rueda				1'06.739	0'46.992	Ledogar	4'59.211	0'56.466	Coimbra
6ª - 3	1'48.673	0'35.125			1'37.729	0'30.452					1'36.973	0'30.234		5'32.818	0'33.607	
7ª - 1	0'20.531	0'20.531		260.870	0'21.179	0'21.179	253.522				0'19.740	0'19.740	263.415	0'20.379	0'20.379	256.533
7ª - 2	1'10.346	0'49.815	Barreiros		1'12.705	0'51.526	Rueda				1'07.293	0'47.553	Ledogar	1'08.569	0'48.190	Coimbra
7ª - 3	1'42.099	0'31.753			1'55.965	0'43.260	PIT				1'43.460	0'36.167	PIT	1'39.239	0'30.670	
8ª - 1	0'20.370	0'20.370		258.993										0'20.105	0'20.105	258.993
8ª - 2	1'11.344	0'50.974	Barreiros											1'08.211	0'48.106	Coimbra
8ª - 3	1'50.961	0'39.617	PIT											1'39.050	0'30.839	
9ª - 1	8'21.599	8'21.599												0'20.382	0'20.382	258.993
9ª - 2	9'14.398	0'52.799	Barreiros											1'11.757	0'51.375	Coimbra
9ª - 3	9'46.423	0'32.025												1'43.051	0'31.294	
10ª - 1	0'20.339	0'20.339		258.993										0'20.269	0'20.269	258.993
10ª - 2	1'09.667	0'49.328	Barreiros											1'08.655	0'48.386	Coimbra
10ª - 3	1'41.357	0'31.690												1'47.796	0'39.141	PIT
11ª - 1	0'20.186	0'20.186		262.136												
11ª - 2	1'09.092	0'48.906	Barreiros													
11ª - 3	1'40.832	0'31.740														
12ª - 1	0'21.853	0'21.853		259.616												
12ª - 2	1'18.560	0'56.707	Barreiros													
12ª - 3	2'00.705	0'42.145	PIT													
13ª - 1																
13ª - 2																
13ª - 3																
14ª - 1																
14ª - 2																
14ª - 3																
15ª - 1																
15ª - 2																
15ª - 3																

Ideal Lap	
0'20.186	0'20.186
1'09.092	0'48.906
1'40.782	0'31.690

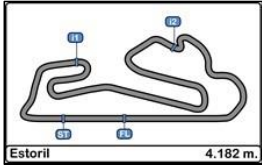
Ideal Lap	
0'19.817	0'19.817
1'07.277	0'47.460
1'37.729	0'30.452

Ideal Lap	
0'20.344	0'20.344
1'09.393	0'49.049
1'40.809	0'31.416

Ideal Lap	
0'19.740	0'19.740
1'06.660	0'46.920
1'36.838	0'30.178

Ideal Lap	
0'20.105	0'20.105
1'08.211	0'48.106
1'38.881	0'30.670

Ideal Best Lap	
0'19.492	0'19.492
1'06.078	0'46.586
1'36.065	0'29.987



**Autodromo do Estoril
International GT Open
Qualifying - 1**

LAP ANALYSIS

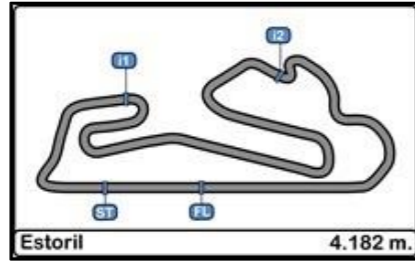
29/04/2017

Number	488			555		
	Lap Time	Partial	Speed	Lap Time	Partial	Speed
1 ^a - 1	0'20.291	0'20.291	257.757	0'20.747	0'20.747	255.925
1 ^a - 2	1'08.482	0'48.191	Ramos	1'09.786	0'49.039	Liuzzi
1 ^a - 3	1'39.514	0'31.032		1'41.592	0'31.806	
2 ^a - 1	0'20.304	0'20.304	257.757	0'20.216	0'20.216	259.616
2 ^a - 2	1'08.243	0'47.939	Ramos	1'08.975	0'48.759	Liuzzi
2 ^a - 3	1'38.727	0'30.484		1'41.105	0'32.130	
3 ^a - 1	0'20.051	0'20.051	258.993	0'20.312	0'20.312	259.616
3 ^a - 2	1'07.789	0'47.738	Ramos	1'08.813	0'48.501	Liuzzi
3 ^a - 3	1'38.494	0'30.705		1'46.093	0'37.280	PIT
4 ^a - 1	0'21.073	0'21.073	258.993	5'25.645	5'25.645	
4 ^a - 2	1'14.203	0'53.130	Ramos	6'23.041	0'57.396	Liuzzi
4 ^a - 3	1'57.504	0'43.301	PIT	6'58.018	0'34.977	
5 ^a - 1	3'58.076	3'58.076		0'21.265	0'21.265	256.533
5 ^a - 2	4'55.474	0'57.398	Ramos	1'13.051	0'51.786	Liuzzi
5 ^a - 3	5'34.789	0'39.315		1'44.781	0'31.730	
6 ^a - 1	0'20.064	0'20.064	257.143	0'19.833	0'19.833	257.143
6 ^a - 2	1'07.657	0'47.593	Ramos	1'07.343	0'47.510	Liuzzi
6 ^a - 3	1'38.508	0'30.851		1'37.861	0'30.518	
7 ^a - 1	0'19.908	0'19.908	257.757	0'21.788	0'21.788	258.374
7 ^a - 2	1'07.621	0'47.713	Ramos	1'17.506	0'55.718	Liuzzi
7 ^a - 3	1'38.193	0'30.572		1'49.836	0'32.330	
8 ^a - 1	0'19.838	0'19.838	258.374	0'20.570	0'20.570	257.143
8 ^a - 2	1'15.629	0'55.791	Ramos	1'10.660	0'50.090	Liuzzi
8 ^a - 3	1'49.487	0'33.858		1'42.132	0'31.472	
9 ^a - 1	0'19.889	0'19.889	257.143	0'19.647	0'19.647	259.616
9 ^a - 2	1'07.577	0'47.688	Ramos	1'07.182	0'47.535	Liuzzi
9 ^a - 3	1'38.467	0'30.890		1'38.786	0'31.604	
10 ^a - 1	0'22.996	0'22.996	258.374	0'23.731	0'23.731	221.312
10 ^a - 2	1'22.036	0'59.040	Ramos	1'21.536	0'57.805	Liuzzi
10 ^a - 3	2'05.296	0'43.260	PIT	2'03.650	0'42.114	PIT
11 ^a - 1						
11 ^a - 2						
11 ^a - 3						
12 ^a - 1						
12 ^a - 2						
12 ^a - 3						
13 ^a - 1						
13 ^a - 2						
13 ^a - 3						
14 ^a - 1						
14 ^a - 2						
14 ^a - 3						
15 ^a - 1						
15 ^a - 2						
15 ^a - 3						

Ideal Lap	
0'19.838	0'19.838
1'07.431	0'47.593
1'37.915	0'30.484

Ideal Lap	
0'19.647	0'19.647
1'07.157	0'47.510
1'37.675	0'30.518

Ideal Best Lap	
0'19.492	0'19.492
1'06.078	0'46.586
1'36.065	0'29.987

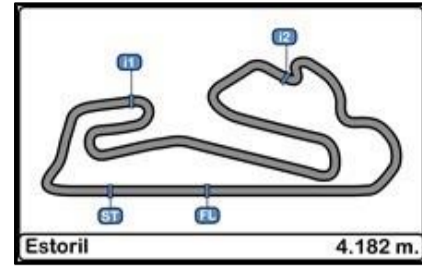


Autodromo do Estoril International GT Open Qualifying - 1

Best Sectors Results

29/04/2017

Sector - 1				Sector - 2				Sector - 3				Ideal Lap vs Best Lap			
Ord.	Nº	Driver	Time	Nº	Driver	Time	Nº	Driver	Time	Ord.	Nº	Driver	Ideal Lap	Best Lap	Ord.
1	1	Giovanni Venturini	19.492	22	Rob Bell	46.586	54	Albert Costa	29.987	1	22	Rob Bell	1'36.346	1'36.346	1
2	22	Rob Bell	19.537	88	Côme Ledogar	46.920	88	Côme Ledogar	30.178	2	54	Albert Costa	1'36.737	1'36.854	2
3	8	Marco Cioci	19.572	8	Marco Cioci	47.009	16	Allam Khodair	30.221	3	88	Côme Ledogar	1'36.838	1'36.950	3
4	20	Tom Onslow-Cole	19.618	1	Giovanni Venturini	47.086	22	Rob Bell	30.223	4	1	Giovanni Venturini	1'36.924	1'37.086	5
5	54	Albert Costa	19.634	54	Albert Costa	47.116	55	Dominik Farnbacher	30.261	5	8	Marco Cioci	1'36.966	1'37.033	4
6	16	Allam Khodair	19.636	16	Allam Khodair	47.195	20	Tom Onslow-Cole	30.339	6	16	Allam Khodair	1'37.052	1'37.186	6
7	555	Vitantonio Liuzzi	19.647	20	Tom Onslow-Cole	47.203	1	Giovanni Venturini	30.346	7	20	Tom Onslow-Cole	1'37.160	1'37.324	7
8	23	Vito Postiglione	19.696	55	Dominik Farnbacher	47.385	8	Marco Cioci	30.385	8	55	Dominik Farnbacher	1'37.387	1'37.418	8
9	88	Côme Ledogar	19.740	65	Fran Rueda	47.460	65	Fran Rueda	30.452	9	555	Vitantonio Liuzzi	1'37.675	1'37.861	10
10	55	Dominik Farnbacher	19.741	555	Vitantonio Liuzzi	47.510	488	Miguel Ramos	30.484	10	65	Fran Rueda	1'37.729	1'37.729	9
11	51	Lourenço Beirão da Veiga	19.771	488	Miguel Ramos	47.593	555	Vitantonio Liuzzi	30.518	11	23	Vito Postiglione	1'37.884	1'37.981	11
12	65	Fran Rueda	19.817	11	Kang Ling	47.635	23	Vito Postiglione	30.522	12	488	Miguel Ramos	1'37.915	1'38.193	12
13	488	Miguel Ramos	19.838	23	Vito Postiglione	47.666	99	António Coimbra	30.670	13	11	Kang Ling	1'38.333	1'38.631	13
14	10	Jordan Witt	19.868	10	Jordan Witt	47.959	11	Kang Ling	30.768	14	10	Jordan Witt	1'38.688	1'38.948	15
15	7	Mauro Calamia	19.908	99	António Coimbra	48.106	7	Mauro Calamia	30.786	15	51	Lourenço Beirão da Veiga	1'38.754	1'38.764	14
16	11	Kang Ling	19.930	51	Lourenço Beirão da Veiga	48.116	10	Jordan Witt	30.861	16	99	António Coimbra	1'38.881	1'39.050	16
17	24	Michael Benham	19.990	24	Michael Benham	48.130	51	Lourenço Beirão da Veiga	30.867	17	7	Mauro Calamia	1'39.005	1'39.185	18
18	99	António Coimbra	20.105	7	Mauro Calamia	48.311	24	Michael Benham	30.968	18	24	Michael Benham	1'39.088	1'39.156	17
19	62	Filipe Barreiros	20.186	12	Marcio Basso	48.893	12	Marcio Basso	31.144	19	12	Marcio Basso	1'40.477	1'40.889	20
20	25	Ivor Dunbar	20.212	62	Filipe Barreiros	48.906	74	Alexander Hrachowina	31.416	20	62	Filipe Barreiros	1'40.782	1'40.832	19
21	74	Alexander Hrachowina	20.344	74	Alexander Hrachowina	49.049	62	Filipe Barreiros	31.690	21	74	Alexander Hrachowina	1'40.809	1'40.936	21
22	12	Marcio Basso	20.440	25	Ivor Dunbar	49.663	25	Ivor Dunbar	31.757	22	25	Ivor Dunbar	1'41.632	1'42.057	22



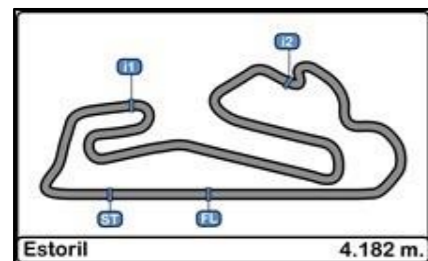
**Autodromo do Estoril
International GT Open
Qualifying - 1**

Best Top Speeds

29/04/2017

Ord.	Nº	Entrant / Team	Nat.	Driver	Nat.	St.	Driver 2	Nat.	St.	Vehicle	Cat.	Cla.	Top 1		Top 2		Top 3		Top 4		Top 5		Avg.
													Km/h	Lap	Km/h	Lap	Km/h	Lap	Km/h	Lap	Km/h	Lap	
1	10	Jordan Racing	GBR	Jordan Witt	GBR	Bronze	Michael Meadows	GBR	Bronze	Bentley GT3	PROAM	1º	264.706	4	263.415	2	263.415	5	262.774	3	221.311	6	255.124
2	22	Shaun Balfe / Balfe Motorsport	GBR	Shaun Balfe	GBR	Bronze	Rob Bell	GBR	Platinum	McLaren 650 S GT3 2015	PROAM	2º	264.706	2	264.059	8	263.415	3	263.415	4	262.774	5	263.802
3	88	Garage 59	GBR	Alexander West	SWE	Bronze	Côme Ledogar	FRA	Platinum	McLaren 650 S GT3 2015	PROAM	3º	264.059	2	263.415	3	263.415	8	262.774	4	262.774	7	263.287
4	7	Solaris Motorsport	ITA	Francesco Sini	ITA	Gold	Mauro Calamia	CHE	Silver	Aston Martin Vantage GT3	PRO	1º	263.415	8	263.415	5	263.415	7	262.774	10	262.136	3	263.031
5	54	Emil Frey Lexus Racing	CHE	Albert Costa	ESP	Gold	Philipp Frommenwiler	CHE	Silver	Lexus RC-F GT3	PRO	2º	263.415	7	262.136	3	262.136	6	259.615	2	259.615	4	261.383
6	1	Imperiale Racing	ITA	Thomas Biagi	ITA	Gold	Giovanni Venturini	ITA	Gold	Lamborghini Huracan GT3	PRO	3º	262.774	3	262.774	4	262.774	7	262.774	8	262.136	9	262.646
7	24	Garage 59	GBR	Michael Benham	GBR	Bronze	Duncan Tappy	GBR	Gold	McLaren 650 S GT3 2015	PROAM	4º	262.774	3	262.136	12	261.501	2	260.870	11	260.870	4	261.630
8	11	Ratón Racing	ITA	Edoardo Liberati	ITA	Silver	Kang Ling	CHN	Silver	Lamborghini Huracan GT3	PRO	4º	262.136	3	260.870	4	260.241	5	260.241	10	259.615	8	260.621
9	20	SPS Automotive Performance	DEU	Valentin Pierburg	DEU		Tom Onslow-Cole	GBR	Gold	Mercedes AMG GT3	PROAM	5º	262.136	3	261.501	6	261.501	11	260.870	10	260.870	5	261.375
10	62	RACE / BMW Team Teo Martin	ESP	Filipe Barreiros	PRT	Bronze	Jose Francisco Guedes	PRT	Bronze	BMW M6 GT3	AM	1º	262.136	12	260.870	8	260.241	6	259.615	3	259.615	7	260.495
11	51	RACE / BMW Team Teo Martin	ESP	Lourenço Beirão da Veiga	PRT	Silver	António Félix da Costa	PRT	Gold	BMW M6 GT3	PRO	5º	261.501	5	260.241	2	260.241	4	259.615	7	258.993	8	260.118
12	23	Imperiale Racing	ITA	Vito Postiglione	ITA	Gold	Andrea Fontana	ITA	Silver	Lamborghini Huracan GT3	PRO	6º	260.870	9	260.241	4	260.241	11	259.615	10	258.993	3	259.992
13	55	Farnbacher Racing	DEU	Dominik Farnbacher	DEU	Gold	Mario Farnbacher	DEU	Silver	Lexus RC-F GT3	PRO	7º	260.870	7	260.870	11	260.241	4	260.241	8	259.615	2	260.367
14	65	RACE / BMW Team Teo Martin	ESP	Victor Bouveng	SWE	Silver	Fran Rueda	ESP	Silver	BMW M6 GT3	PRO	8º	260.870	4	260.241	2	260.241	7	258.993	3	258.993	6	259.867
15	8	AF Corse	ITA	Piergiuseppe Perazzini	ITA	Bronze	Marco Cioci	ITA	Gold	Ferrari 488 GT	PROAM	6º	260.241	5	259.615	4	258.993	3	258.373	2	258.373	7	259.119
16	16	Drivex School	ESP	Marcelo Hahn	BRA	Bronze	Allam Khodair	BRA	Gold	Mercedes AMG GT3	PROAM	7º	259.615	3	258.993	4	258.993	9	258.373	7	258.373	8	258.869
17	555	FFF Racing Team by ACM	CHN	Hiroshi Hamaguchi	JPN	Bronze	Vitantonio Liuzzi	ITA	Platinum	Lamborghini Huracan GT3	PROAM	8º	259.615	4	259.615	3	259.615	10	258.373	8	257.143	7	258.872
18	99	Sports and You	PRT	António Coimbra	PRT	Bronze	Luis Silva	PRT	Bronze	Mercedes AMG GT3	AM	2º	258.993	9	258.993	4	258.993	5	258.993	10	258.993	11	258.993
19	488	Spirit of Race	CHE	Miguel Ramos	PRT	Silver	Mikkel Mac Jensen	DNK	Gold	Ferrari 488 GT	PRO	9º	258.993	4	258.993	5	258.373	9	258.373	11	257.757	3	258.498
20	12	Sports and You	PRT	Marcio Basso	BRA	Bronze	Nonô Figueiredo	BRA	Gold	Mercedes AMG GT3	AM	3º	258.373	10	257.756	3	257.756	11	257.143	6	256.532	4	257.512
21	25	FF Corse	GBR	Ivor Dunbar	GBR	Bronze	Johnny Mowlem	GBR	Gold	Ferrari 488 GT3	PROAM	9º	257.757	12	257.143	14	256.532	10	256.532	15	255.924	4	256.778
22	74	MS Racing	AUT	Alexander Hrachowina	AUT	Bronze	Martin Konrad	AUT	Bronze	Mercedes AMG GT3	AM	4º	257.757	4	255.924	2	254.118	3	251.748	5			254.887



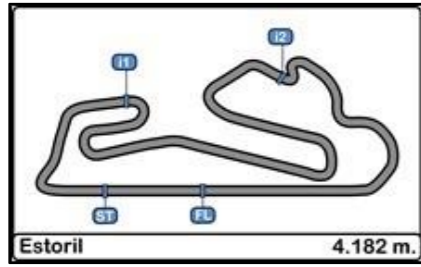


Autodromo do Estoril International GT Open Qualifying - 1

Fastest Lap Sequence

29/04/2017

Time of Day	Session Time	Nº	Entrant / Team	Nat.	Driver	Nat.	St.	Driver 2	Nat.	St.	Vehicle	Cat.	Time	Km/h	Lap
9:43'43.308	3'36.217	62	RACE / BMW Team Teo Martin	ESP	Filipe Barreiros	PRT	Bronze	Jose Francisco Guedes	PRT	Bronze	BMW M6 GT3	AM	1'45.787	142.316	2
9:43'54.567	3'47.409	55	Farnbacher Racing	DEU	Dominik Farnbacher	DEU	Gold	Mario Farnbacher	DEU	Silver	Lexus RC-F GT3	PRO	1'41.432	148.427	2
9:44'00.098	3'52.900	20	SPS Automotive Performance	DEU	Valentin Pierburg	DEU		Tom Onslow-Cole	GBR	Gold	Mercedes AMG GT3	PROAM	1'39.457	151.374	2
9:46'56.810	6'49.596	488	Spirit of Race	CHE	Miguel Ramos	PRT	Silver	Mikkel Mac Jensen	DNK	Gold	Ferrari 488 GT	PRO	1'38.727	152.493	3
9:47'33.512	7'26.243	16	Drivex School	ESP	Marcelo Hahn	BRA	Bronze	Allam Khodair	BRA	Gold	Mercedes AMG GT3	PROAM	1'38.642	152.625	2
9:48'28.018	8'20.801	65	RACE / BMW Team Teo Martin	ESP	Victor Bouveng	SWE	Silver	Fran Rueda	ESP	Silver	BMW M6 GT3	PRO	1'38.630	152.643	2
9:48'35.246	8'28.090	488	Spirit of Race	CHE	Miguel Ramos	PRT	Silver	Mikkel Mac Jensen	DNK	Gold	Ferrari 488 GT	PRO	1'38.494	152.854	4
9:49'05.074	8'57.870	8	AF Corse	ITA	Piergiuseppe Perazzini	ITA	Bronze	Marco Cioci	ITA	Gold	Ferrari 488 GT	PROAM	1'38.253	153.229	2
9:49'11.391	9'04.181	16	Drivex School	ESP	Marcelo Hahn	BRA	Bronze	Allam Khodair	BRA	Gold	Mercedes AMG GT3	PROAM	1'37.938	153.722	3
9:51'33.235	11'26.042	22	Shaun Balfe / Balfe Motorsport	GBR	Shaun Balfe	GBR	Bronze	Rob Bell	GBR	Platinum	McLaren 650 S GT3 2015	PROAM	1'37.316	154.704	2
9:55'19.764	15'12.582	54	Emil Frey Lexus Racing	CHE	Albert Costa	ESP	Gold	Philipp Frommenwiler	CHE	Silver	Lexus RC-F GT3	PRO	1'37.171	154.935	3
9:59'33.455	19'26.269	8	AF Corse	ITA	Piergiuseppe Perazzini	ITA	Bronze	Marco Cioci	ITA	Gold	Ferrari 488 GT	PROAM	1'37.033	155.155	7
9:59'53.606	19'46.453	88	Garage 59	GBR	Alexander West	SWE	Bronze	Côme Ledogar	FRA	Platinum	McLaren 650 S GT3 2015	PROAM	1'36.950	155.288	6
10:04'17.648	24'10.426	22	Shaun Balfe / Balfe Motorsport	GBR	Shaun Balfe	GBR	Bronze	Rob Bell	GBR	Platinum	McLaren 650 S GT3 2015	PROAM	1'36.346	156.262	7



**Autodromo do Estoril
International GT Open
Qualifying - 1**

Weather Report

29/04/2017

Track Status DRY

