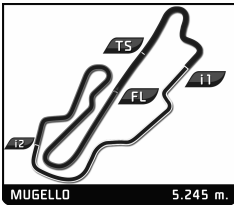


EURO V8 SERIES



EuroV8Series

MUGELLO

Qualifying

Provisional Classification

Nr.	Driver	Nat	Team	Car	Time	Lap	Total	Gap	Kph
1	5 Massimiliano MUGELLI	ITA	TEAM DINAMIC	BMW M3 E92	1:57.322	7	8	-	160.9
2	19 Maurizio COPETTI	ITA	TEAM DINAMIC	BMW M3 E92	1:57.773	9	10	+0.451	160.3
3	27 Nicola BALDAN	ITA	R.R.T.	Mercedes C63 AMG Coupè	1:57.973	10	11	+0.651	160.1
4	1 Tomas KOSTKA	CZE	AUDI SPORT ITALIA	Audi RS5	1:57.993	8	8	+0.671	160.0
5	2 Davide STANCHERIS	ITA	AUDI SPORT ITALIA	Audi RS5	1:58.517	7	7	+1.195	159.3
6	11 Domenico SCHIATTARELLA	ITA	SOLARIS MOTORSPORT	Chevrolet Lumina	1:58.545	5	9	+1.223	159.3
7	4 Nicolò MERCATALI	ITA	TEAM DINAMIC	BMW M3 E92	1:58.686	8	10	+1.364	159.1
8	3 Ermanno DIONISIO	ITA	AUDI SPORT ITALIA	Audi RS5	1:58.733	9	10	+1.411	159.0
9	54 Diego ROMANINI	ITA	CAAL RACING	Mercedes C63 AMG	1:59.292	9	11	+1.970	158.3
10	12 Francesco SINI	ITA	SOLARIS MOTORSPORT	Chevrolet Camaro	1:59.552	3	3	+2.230	157.9
11	6 Jonathan GIACON	ITA	SCUDERIA GIUDICI	BMW M3 E92	2:00.483	8	12	+3.161	156.7
12	58 Leonardo BACCARELLI	ITA	CAAL RACING	Mercedes C63 AMG	2:02.126	2	2	+4.804	154.6
13	28 Nico CALDAROLA	ITA	R.R.T.	Mercedes C63 AMG	2:02.190	5	5	+4.868	154.5
14	9 Gianni GIUDICI	ITA	SCUDERIA GIUDICI	BMW M3 E92	2:04.112	7	7	+6.790	152.1
Max. qual. time: 2:09.458									
47	Domiziano GIACON	ITA	SCUDERIA GIUDICI	BMW M3 E92	2:15.263	11	11		139.6
7	Kevin GIACON	ITA	MRT BY NOCENTINI (TBC)	Chrysler 300C	2:20.222	3	3		134.7

Fastest Lap	Lap 7	Massimiliano MUGELLI	1:57.322	160.9 Kph
--------------------	-------	----------------------	----------	-----------

Published at:

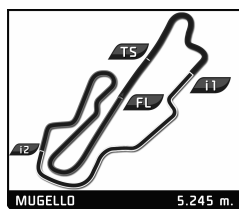
Track Status:

DRY

Race Director:

Timekeeper:

EURO V8 SERIES



EuroV8Series

MUGELLO

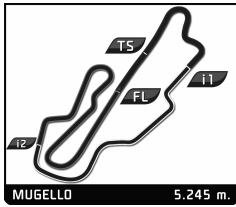
Qualifying

Analysis

■ Personal Best
 ■ Session Best
 ■ Crossing the finish line in pit lane

Lap	Time	Sector 1	Sector 2	Sector 3	Kph	Elapsed	Lap	Time	Sector 1	Sector 2	Sector 3	Kph	Elapsed	
1	Tomas KOSTKA CZE							7	1:57.322	28.265	35.622	53.435	160.9	27:54.624
	AUDI SPORT ITALIA Audi RS5							8	1:58.363	28.392	36.083	53.888	159.5	29:52.987
1	3:36.931	1:54.049	45.019	57.863	87.0	3:36.931								
2	1:58.516	28.395	36.297	53.824	159.3	5:35.447								
3	1:59.039	28.366	36.406	54.267	158.6	7:34.486								
4	8:33.096 B	30.529			36.8	16:07.582								
5	2:21.806	35.420	41.478	1:04.908	133.2	18:29.388								
6	1:58.841	28.349	36.120	54.372	158.9	20:28.229								
7	1:58.687	28.408	36.436	53.843	159.1	22:26.916								
8	1:57.993	28.206	36.027	53.760	160.0	24:24.909								
2	Davide STANCHERIS ITA													
	AUDI SPORT ITALIA Audi RS5													
1	3:43.856	2:02.962	42.034	58.860	84.3	3:43.856								
2	1:59.816	29.032	36.677	54.107	157.6	5:43.672								
3	2:00.077	28.598	36.240	55.239	157.2	7:43.749								
4	10:14.288 B	30.616			30.7	17:58.037								
5	2:14.180	39.128	39.013	56.039	140.7	20:12.217								
6	1:59.117	28.497	36.274	54.346	158.5	22:11.334								
7	1:58.517	28.172	36.203	54.142	159.3	24:09.851								
3	Ermanno DIONISIO ITA													
	AUDI SPORT ITALIA Audi RS5													
1	3:19.256	1:40.387	40.349	58.520	94.8	3:19.256								
2	2:00.149	28.651	36.436	55.062	157.2	5:19.405								
3	1:59.569	28.765	36.407	54.397	157.9	7:18.974								
4	1:59.294	28.462	36.473	54.359	158.3	9:18.268								
5	5:49.702 B	30.777			54.0	15:07.970								
6	2:17.722	37.649	42.276	57.797	137.1	17:25.692								
7	2:52.401 B	32.813			109.5	20:18.093								
8	2:13.896	36.181	41.093	56.622	141.0	22:31.989								
9	1:58.733	28.410	36.012	54.311	159.0	24:30.722								
10	1:58.742	28.390	36.053	54.299	159.0	26:29.464								
4	Niccolò MERCATALI ITA													
	TEAM DINAMIC BMW M3 E92													
1	3:08.423	1:15.093	45.539	1:07.791	100.2	3:08.423								
2	2:04.221	30.572	38.830	54.819	152.0	5:12.644								
3	1:59.406	28.455	36.438	54.513	158.1	7:12.050								
4	2:04.717	28.386	38.628	57.703	151.4	9:16.767								
5	1:59.574	28.578	36.634	54.362	157.9	11:16.341								
6	8:03.092 B	31.249			39.1	19:19.433								
7	2:07.161	34.550	37.586	55.025	148.5	21:26.594								
8	1:58.686	28.380	36.103	54.203	159.1	23:25.280								
9	1:59.077	28.403	36.379	54.295	158.6	25:24.357								
10	1:59.181	28.343	36.522	54.316	158.4	27:23.538								
5	Massimiliano MUGELLI ITA													
	TEAM DINAMIC BMW M3 E92													
1	2:42.135	1:03.073	41.479	57.583	116.5	2:42.135								
2	1:58.666	28.727	36.300	53.639	159.1	4:40.801								
3	1:58.208	28.476	36.029	53.703	159.7	6:39.009								
4	1:58.138	28.388	36.083	53.667	159.8	8:37.147								
5	15:09.060 B	30.486			20.8	23:46.207								
6	2:11.095	35.439	40.245	55.411	144.0	25:57.302								
6	Jonathan GIACON ITA													
	SCUDERIA GIUDICI BMW M3 E92													
1	5:14.969 B	2:35.642	48.718	1:50.609	59.9	5:14.969								
2	2:10.369	35.201	39.271	55.897	144.8	7:25.338								
3	2:02.765	29.101	38.065	55.599	153.8	9:28.103								
4	3:38.447 B	29.647			86.4	13:06.550								
5	2:06.551	33.482	37.767	55.302	149.2	15:13.101								
6	2:01.423	28.861	37.578	54.984	155.5	17:14.524								
7	2:00.485	28.580	37.142	54.763	156.7	19:15.009								
8	2:00.483	28.859	37.129	54.495	156.7	21:15.492								
9	3:24.616 B	28.507			92.3	24:40.108								
10	2:05.682	33.389	37.465	54.828	150.2	26:45.790								
11	2:26.889	53.653	37.833	55.403	128.5	29:12.679								
12	2:01.722	29.054	37.594	55.074	155.1	31:14.401								
7	Kevin GIACON ITA													
	MRT BY NOCENTINI (TBC) Chrysler 300C													
1	10:43.243 B	7:32.253	51.781	2:19.209	29.4	10:43.243								
2	2:30.542	41.244	45.091	1:04.207	125.4	13:13.785								
3	2:20.222	33.163	44.169	1:02.890	134.7	15:34.007								
9	Gianni GIUDICI ITA													
	SCUDERIA GIUDICI BMW M3 E92													
1	3:01.317	1:05.196	47.193	1:08.928	104.1	3:01.317								
2	2:05.398	30.994	38.394	56.010	150.6	5:06.715								
3	2:04.585	29.449	38.577	56.559	151.6	7:11.300								
4	4:21.633 B	36.156			72.2	11:32.933								
5	2:19.637	40.893	40.673	58.071	135.2	13:52.570								
6	2:04.259	29.679	38.193	56.387	152.0	15:56.829								
7	2:04.112	29.833	37.804	56.475	152.1	18:00.941								
11	Domenico SCHIATTARELLA ITA													
	SOLARIS MOTORSPORT Chevrolet Lumina													
1	3:01.511	1:02.203	48.839	1:10.469	104.0	3:01.511								
2	2:29.826	37.284	49.278	1:03.264	126.0	5:31.337								
3	2:11.035	28.734	40.785	1:01.516	144.1	7:42.372								
4	1:58.727	28.598	36.457	53.672	159.0	9:41.099								
5	1:58.545	28.403	36.655	53.487	159.3	11:39.644								
6	5:04.813 B	31.485			61.9	16:44.457								
7	2:11.572	38.576	38.574	54.422	143.5	18:56.029								
8	1:58.664	28.216	36.375	54.073	159.1	20:54.693								
9	1:58.786	28.412	36.543	53.831	159.0	22:53.479								
12	Francesco SINI ITA													
	SOLARIS MOTORSPORT Chevrolet Camaro													
1	3:00.236	1:02.854	48.760	1:08.622	104.8	3:00.236								
2	1:59.779	28.735	36.599	54.445	157.6	5:00.015								
3	1:59.552	28.697	36.731	54.124	157.9	6:59.567								
19	Maurizio COPETTI ITA													
	TEAM DINAMIC BMW M3 E92													
1	2:45.636	1:03.632	43.527	58.477	114.0	2:45.636								

EURO V8 SERIES



EuroV8Series MUGELLO Qualifying

Analysis

■ Personal Best
 ■ Session Best
 ■ B Crossing the finish line in pit lane

Lap	Time	Sector 1	Sector 2	Sector 3	Kph	Elapsed	Lap	Time	Sector 1	Sector 2	Sector 3	Kph	Elapsed						
2	1:59.081	28.612	36.438	54.031	158.6	4:44.717	9	1:59.292	28.400	36.754	54.138	158.3	21:12.435						
3	1:58.866	28.355	36.135	54.376	158.9	6:43.583	10	2:00.141	28.652	37.004	54.485	157.2	23:12.576						
4	2:02.763	28.646	38.280	55.837	153.8	8:46.346	11	2:00.119	28.822	36.853	54.444	157.2	25:12.695						
5	1:58.440	28.464	36.233	53.743	159.4	10:44.786	<div style="border: 1px solid black; padding: 5px;"> 58 Leonardo BACCARELLI ITA CAAL RACING Mercedes C63 AMG </div>						1	2:25.307	46.544	41.381	57.382	129.9	2:25.307
6	9:48.041 B	30.297			32.1	20:32.827							2	2:02.126	29.055	37.334	55.737	154.6	4:27.433
7	2:08.443	34.677	37.624	56.142	147.0	22:41.270													
8	1:57.858	28.362	35.797	53.699	160.2	24:39.128													
9	1:57.773	28.322	36.036	53.415	160.3	26:36.901													
10	1:57.801	28.241	36.173	53.387	160.3	28:34.702													

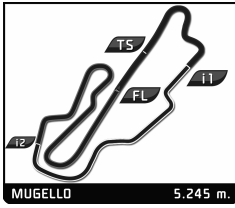
27 Nicola BALDAN ITA						
R.R.T. Mercedes C63 AMG Coupè						
1	3:01.893	1:14.171	45.643	1:02.079	103.8	3:01.893
2	2:01.558	29.262	37.719	54.577	155.3	5:03.451
3	1:58.682	28.372	36.556	53.754	159.1	7:02.133
4	2:12.958	30.169	45.040	57.749	142.0	9:15.091
5	1:58.266	28.403	36.493	53.370	159.7	11:13.357
6	8:26.187 B	33.164			37.3	19:39.544
7	2:28.457	42.164	45.686	1:00.607	127.2	22:08.001
8	2:06.001	29.479	39.957	56.565	149.9	24:14.002
9	1:58.522	28.500	36.570	53.452	159.3	26:12.524
10	1:57.973	28.266	36.488	53.219	160.1	28:10.497
11	1:58.223	28.387	36.495	53.341	159.7	30:08.720

28 Nico CALDAROLA ITA						
R.R.T. Mercedes C63 AMG						
1	13:45.853	...	56.175	1:07.201	22.9	13:45.853
2	2:06.597	29.722	40.158	56.717	149.2	15:52.450
3	2:03.112	29.057	38.047	56.008	153.4	17:55.562
4	2:02.759	28.910	38.327	55.522	153.8	19:58.321
5	2:02.190	29.245	38.025	54.920	154.5	22:00.511

47 Domiziano GIACON ITA						
SCUDERIA GIUDICI BMW M3 E92						
1	4:10.020	1:49.426	58.149	1:22.445	75.5	4:10.020
2	2:28.825	38.454	46.420	1:03.951	126.9	6:38.845
3	2:19.757	33.726	44.105	1:01.926	135.1	8:58.602
4	2:17.299	32.915	42.877	1:01.507	137.5	11:15.901
5	2:23.719	33.668	47.032	1:03.019	131.4	13:39.620
6	2:21.859	32.720	45.501	1:03.638	133.1	16:01.479
7	2:17.558	32.372	42.757	1:02.429	137.3	18:19.037
8	2:16.162	31.560	42.414	1:02.188	138.7	20:35.199
9	2:16.838	31.952	44.098	1:00.788	138.0	22:52.037
10	2:15.988	31.718	43.583	1:00.687	138.9	25:08.025
11	2:15.263	31.887	42.778	1:00.598	139.6	27:23.288

54 Diego ROMANINI ITA						
CAAL RACING Mercedes C63 AMG						
1	2:24.321	45.861	41.345	57.115	130.8	2:24.321
2	2:00.392	28.778	36.845	54.769	156.8	4:24.713
3	2:00.233	28.538	37.418	54.277	157.0	6:24.946
4	1:59.906	28.679	36.858	54.369	157.5	8:24.852
5	2:00.307	28.590	37.089	54.628	156.9	10:25.159
6	4:35.759 B	29.827			68.5	15:00.918
7	2:12.930	36.827	39.956	56.147	142.0	17:13.848
8	1:59.295	28.495	36.668	54.132	158.3	19:13.143

EURO V8 SERIES



EuroV8Series

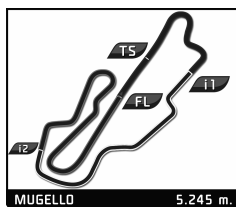
MUGELLO

Qualifying

Best Sector Times

SECTOR 1			SECTOR 2			SECTOR 3			Pos	Driver	Ideal Lap	Best Lap
Pos	Driver	Time	Driver	Time	Driver	Time						
1	2 D.STANCHERIS	28.172	5 M.MUGELLI	35.622	27 N.BALDAN	53.219	1	5 M.MUGELLI	1'57.322	1:57.322	(1)	
2	1 T.KOSTKA	28.206	19 M.COPETTI	35.797	19 M.COPETTI	53.387	2	19 M.COPETTI	1'57.425	1:57.773	(2)	
3	11 D.SCHIATTARELLA	28.216	3 E.DIONISIO	36.012	5 M.MUGELLI	53.435	3	27 N.BALDAN	1'57.973	1:57.973	(3)	
4	19 M.COPETTI	28.241	1 T.KOSTKA	36.027	11 D.SCHIATTARELLA	53.487	4	1 T.KOSTKA	1'57.993	1:57.993	(4)	
5	5 M.MUGELLI	28.265	4 N.MERCATALI	36.103	1 T.KOSTKA	53.760	5	11 D.SCHIATTARELLA	1'58.078	1:58.545	(6)	
6	27 N.BALDAN	28.266	2 D.STANCHERIS	36.203	2 D.STANCHERIS	54.107	6	2 D.STANCHERIS	1'58.482	1:58.517	(5)	
7	4 N.MERCATALI	28.343	11 D.SCHIATTARELLA	36.375	12 F.SINI	54.124	7	4 N.MERCATALI	1'58.649	1:58.686	(7)	
8	3 E.DIONISIO	28.390	27 N.BALDAN	36.488	54 D.ROMANINI	54.132	8	3 E.DIONISIO	1'58.701	1:58.733	(8)	
9	54 D.ROMANINI	28.400	12 F.SINI	36.599	4 N.MERCATALI	54.203	9	54 D.ROMANINI	1'59.200	1:59.292	(9)	
10	6 J.GIACON	28.507	54 D.ROMANINI	36.668	3 E.DIONISIO	54.299	10	12 F.SINI	1'59.420	1:59.552	(10)	
11	12 F.SINI	28.697	6 J.GIACON	37.129	6 J.GIACON	54.495	11	6 J.GIACON	2'00.131	2:00.483	(11)	
12	28 N.CALDAROLA	28.910	58 L.BACCARELLI	37.334	28 N.CALDAROLA	54.920	12	28 N.CALDAROLA	2'01.855	2:02.190	(13)	
13	58 L.BACCARELLI	29.055	9 G.GIUDICI	37.804	58 L.BACCARELLI	55.737	13	58 L.BACCARELLI	2'02.126	2:02.126	(12)	
14	9 G.GIUDICI	29.449	28 N.CALDAROLA	38.025	9 G.GIUDICI	56.010	14	9 G.GIUDICI	2'03.263	2:04.112	(14)	
15	47 D.GIACON	31.560	47 D.GIACON	42.414	47 D.GIACON	1:00.598	15	47 D.GIACON	2'14.572	2:15.263	(15)	
16	7 K.GIACON	33.163	7 K.GIACON	44.169	7 K.GIACON	1:02.890	16	7 K.GIACON	2'20.222	2:20.222	(16)	

EURO V8 SERIES



EuroV8Series

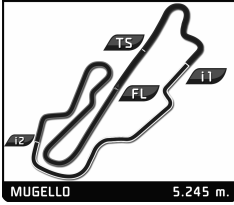
MUGELLO

Qualifying

Best Top Speeds

Driver	Team		Top 1		Top 2		Top 3		Top 4		Top 5		Avg
			Kph	Lap	Kph	Lap	Kph	Lap	Kph	Lap	Kph	Lap	
27 Nicola BALDAN	R.R.T.		270.7	4	270.0	3	269.3	11	269.3	10	269.3	9	269,7
28 Nico CALDAROLA	R.R.T.	GE	266.0	3	266.0	5	265.4	4	264.7	2	119.2	1	236,3
54 Diego ROMANINI	CAAL RACING		263.4	11	262.1	10	262.1	3	261.5	9	261.5	8	262,1
58 Leonardo BACCARELLI	CAAL RACING	GE	261.5	2	161.7	1							211,6
11 Domenico SCHIATTARELLA	SOLARIS MOTORSPORT		260.9	4	260.9	5	260.9	8	260.9	9	259.6	3	260,6
12 Francesco SINI	SOLARIS MOTORSPORT		259.0	3	256.5	2	109.9	1					208,5
4 Niccolò MERCATALI	TEAM DINAMIC		256.5	4	252.3	5	251.7	3	251.7	9	251.2	10	252,7
5 Massimiliano MUGELLI	TEAM DINAMIC		255.3	4	252.3	5	251.2	3	251.2	8	250.6	7	252,1
9 Gianni GIUDICI	SCUDERIA GIUDICI	GE	253.5	6	252.3	3	252.3	7	246.6	2	201.1	4	241,2
6 Jonathan GIACON	SCUDERIA GIUDICI	U25	252.9	7	251.7	11	251.7	9	250.6	8	250.0	12	251,4
19 Maurizio COPETTI	TEAM DINAMIC		252.9	4	252.3	3	252.3	9	251.7	10	251.2	5	252,1
3 Ermanno DIONISIO	AUDI SPORT ITALIA	GE	247.1	5	244.9	4	244.3	10	243.8	3	242.2	2	244,5
2 Davide STANCHERIS	AUDI SPORT ITALIA		245.5	4	244.3	7	243.2	3	241.1	2	241.1	6	243,0
1 Tomas KOSTKA	AUDI SPORT ITALIA		243.2	8	242.2	7	241.6	6	237.9	2	237.9	3	240,6
7 Kevin GIACON	MRT BY NOCENTINI (TBC)	U25	228.3	3	141.9	2	108.4	1					159,5
47 Domiziano GIACON	SCUDERIA GIUDICI	GE	227.8	10	224.1	8	223.1	4	222.2	5	220.4	7	223,5

EURO V8 SERIES



EuroV8Series

MUGELLO

Qualifying

Fastest Lap Sequence

Practice Time	Driver	Team	Car	Class	Time	Kph	Lap
4:24.713	54 Diego ROMANINI	CAAL RACING	Mercedes C63 AMG		2:00.392	156.8	2
4:40.801	5 Massimiliano MUGELLI	TEAM DINAMIC	BMW M3 E92		1:58.666	159.1	2
5:35.447	1 Tomas KOSTKA	AUDI SPORT ITALIA	Audi RS5		1:58.516	159.3	2
6:39.009	5 Massimiliano MUGELLI	TEAM DINAMIC	BMW M3 E92		1:58.208	159.7	3
8:37.147	5 Massimiliano MUGELLI	TEAM DINAMIC	BMW M3 E92		1:58.138	159.8	4
24:24.909	1 Tomas KOSTKA	AUDI SPORT ITALIA	Audi RS5		1:57.993	160.0	8
24:39.128	19 Maurizio COPETTI	TEAM DINAMIC	BMW M3 E92		1:57.858	160.2	8
26:36.901	19 Maurizio COPETTI	TEAM DINAMIC	BMW M3 E92		1:57.773	160.3	9
27:54.624	5 Massimiliano MUGELLI	TEAM DINAMIC	BMW M3 E92		1:57.322	160.9	7