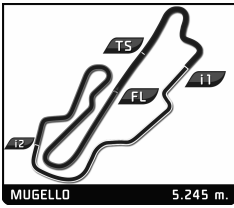


EURO V8 SERIES



EuroV8Series

MUGELLO

Free Practice 2

Classification

Nr.	Driver	Nat	Team	Car	Time	Lap	Total	Gap	Kph
1	5 Massimiliano MUGELLI	ITA	TEAM DINAMIC	BMW M3 E92	1:58.012	6	9	-	160.0
2	12 Francesco SINI	ITA	SOLARIS MOTORSPORT	Chevrolet Camaro	1:58.814	2	11	+0.802	158.9
3	27 Nicola BALDAN	ITA	R.R.T.	Mercedes C63 AMG Coupè	1:59.448	11	12	+1.436	158.1
4	11 Domenico SCHIATTARELLA	ITA	SOLARIS MOTORSPORT	Chevrolet Lumina	1:59.810	7	7	+1.798	157.6
5	19 Maurizio COPETTI	ITA	TEAM DINAMIC	BMW M3 E92	1:59.895	9	13	+1.883	157.5
6	4 Nicolò MERCATALI	ITA	TEAM DINAMIC	BMW M3 E92	1:59.965	14	14	+1.953	157.4
7	1 Tomas KOSTKA	CZE	AUDI SPORT ITALIA	Audi RS5	2:00.597	9	12	+2.585	156.6
8	54 Diego ROMANINI	ITA	CAAL RACING	Mercedes C63 AMG	2:00.850	9	14	+2.838	156.2
9	3 Ermanno DIONISIO	ITA	AUDI SPORT ITALIA	Audi RS5	2:01.064	6	12	+3.052	156.0
10	6 Jonathan GIACON	ITA	SCUDERIA GIUDICI	BMW M3 E92	2:01.067	8	10	+3.055	156.0
11	58 Leonardo BACCARELLI	ITA	CAAL RACING	Mercedes C63 AMG	2:03.538	8	10	+5.526	152.8
12	28 Nico CALDAROLA	ITA	R.R.T.	Mercedes C63 AMG	2:03.590	4	4	+5.578	152.8
13	47 Domiziano GIACON	ITA	SCUDERIA GIUDICI	BMW M3 E92	2:16.165	12	12	+18.153	138.7
14	7 Kevin GIACON	ITA	MRT BY NOCENTINI (TBC)	Chrysler 300C	2:21.696	5	5	+23.684	133.3
15	2 Davide STANCHERIS	ITA	AUDI SPORT ITALIA	Audi RS5			5		
16	9 Gianni GIUDICI	ITA	SCUDERIA GIUDICI	BMW M3 E92					

Fastest Lap Lap 6 Massimiliano MUGELLI 1:58.012 160.0 Kph

Published at:

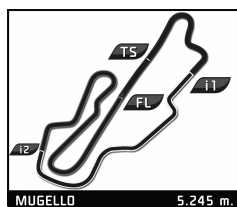
Track Status:

DRY

Race Director:

Timekeeper:

EURO V8 SERIES



EuroV8Series

MUGELLO

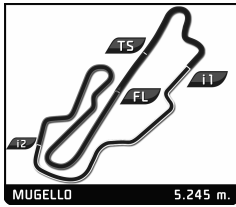
Free Practice 2

Analysis

■ Personal Best
 ■ Session Best
 ■ Crossing the finish line in pit lane

Lap	Time	Sector 1	Sector 2	Sector 3	Kph	Elapsed	Lap	Time	Sector 1	Sector 2	Sector 3	Kph	Elapsed
1	Tomas KOSTKA CZE												
	AUDI SPORT ITALIA Audi RS5												
1	2:45.221	1:07.181	40.926	57.114	114.3	2:45.221							
2	2:01.870	29.517	37.179	55.174	154.9	4:47.091							
3	2:04.779	29.904	37.604	57.271	151.3	6:51.870							
4	2:00.936	28.940	37.025	54.971	156.1	8:52.806							
5	2:54.698B	29.117			108.1	11:47.504							
6	2:06.251	33.375	37.361	55.515	149.6	13:53.755							
7	5:02.950B	29.119	37.106	3:56.725	62.3	18:56.705							
8	2:09.014	36.849	37.028	55.137	146.4	21:05.719							
9	2:00.597	28.787	36.941	54.869	156.6	23:06.316							
10	2:01.409	28.925	37.055	55.429	155.5	25:07.725							
11	2:01.003	28.893	36.871	55.239	156.0	27:08.728							
12	2:06.745	29.077	41.104	56.564	149.0	29:15.473							
2	Davide STANCHERIS ITA												
	AUDI SPORT ITALIA Audi RS5												
1	3:08.607	1:20.748	42.553	1:05.306	100.1	3:08.607							
2	6:01.928B	34.459			52.2	9:10.535							
3	2:11.251	37.245	37.988	56.018	143.9	11:21.786							
4	4:06.846B	29.680	39.688	2:57.478	76.5	15:28.632							
5	5:39.986B	37.911			55.5	21:08.618							
3	Ermanno DIONISIO ITA												
	AUDI SPORT ITALIA Audi RS5												
1	2:50.949	1:10.486	40.810	59.653	110.5	2:50.949							
2	6:33.355B	29.473	39.149	5:24.733	48.0	9:24.304							
3	2:09.522	34.065	39.079	56.378	145.8	11:33.826							
4	2:01.621	29.259	37.051	55.311	155.3	13:35.447							
5	2:09.741	28.965	44.353	56.423	145.5	15:45.188							
6	2:01.064	29.033	37.021	55.010	156.0	17:46.252							
7	3:08.921B	30.289			99.9	20:55.173							
8	2:07.450	33.997	37.807	55.646	148.2	23:02.623							
9	2:01.832	29.196	37.141	55.495	155.0	25:04.455							
10	2:01.196	28.947	36.814	55.435	155.8	27:05.651							
11	2:01.697	29.150	37.117	55.430	155.2	29:07.348							
12	2:01.251	28.959	36.756	55.536	155.7	31:08.599							
4	Niccolò MERCATALI ITA												
	TEAM DINAMIC BMW M3 E92												
1	3:12.232	1:31.821	41.265	59.146	98.2	3:12.232							
2	2:05.020	30.794	38.113	56.113	151.0	5:17.252							
3	2:01.421	28.921	37.216	55.284	155.5	7:18.673							
4	2:03.300	29.159	38.707	55.434	153.1	9:21.973							
5	2:00.321	28.629	36.811	54.881	156.9	11:22.294							
6	2:09.968	30.395	43.030	56.543	145.3	13:32.262							
7	2:01.387	28.807	37.127	55.453	155.6	15:33.649							
8	2:00.087	28.561	36.830	54.696	157.2	17:33.736							
9	2:11.390B	30.025			143.7	19:45.126							
10	2:09.147	33.855	37.461	57.831	146.2	21:54.273							
11	2:00.465	28.584	36.783	55.098	156.7	23:54.738							
12	2:00.478	28.614	36.820	55.044	156.7	25:55.216							
13	2:06.389	28.697	40.850	56.842	149.4	28:01.605							
14	1:59.965	28.594	36.641	54.730	157.4	30:01.570							
5	Massimiliano MUGELLI ITA												
	TEAM DINAMIC BMW M3 E92												
1	3:19.709	1:26.469	46.523	1:06.717	94.5	3:19.709							
2	2:00.274	28.823	36.808	54.643	157.0	5:19.983							
3	1:59.068	28.969	36.324	53.775	158.6	7:19.051							
4	8:17.195B	28.865	39.191	7:09.139	38.0	15:36.246							
5	2:04.715	34.141	36.612	53.962	151.4	17:40.961							
6	1:58.012	28.419	35.994	53.599	160.0	19:38.973							
7	1:59.017	28.341	36.027	54.649	158.6	21:37.990							
8	2:01.232	28.895	36.995	55.342	155.8	23:39.222							
9	1:58.180	28.428	35.932	53.820	159.8	25:37.402							
6	Jonathan GIACON ITA												
	SCUDERIA GIUDICI BMW M3 E92												
1	6:07.404	4:27.091	41.786	58.527	51.4	6:07.404							
2	2:02.486	29.254	37.707	55.525	154.2	8:09.890							
3	2:01.468	28.933	37.810	54.725	155.4	10:11.358							
4	2:02.352	29.076	37.308	55.968	154.3	12:13.710							
5	2:01.375	28.898	37.431	55.046	155.6	14:15.085							
6	3:36.817B	28.941			87.1	17:51.902							
7	2:13.080	37.992	39.478	55.610	141.9	20:04.982							
8	2:01.067	28.759	37.510	54.798	156.0	22:06.049							
9	2:02.444	28.950	37.772	55.722	154.2	24:08.493							
10	2:02.879	29.106	37.544	56.229	153.7	26:11.372							
7	Kevin GIACON ITA												
	MRT BY NOCENTINI (TBC) Chrysler 300C												
1	3:10.240				99.3	3:10.240							
2	2:24.809				130.4	5:35.049							
3	2:24.125				131.0	7:59.174							
4	2:24.925				130.3	10:24.099							
5	2:21.696				133.3	12:45.795							
11	Domenico SCHIATTARELLA ITA												
	SOLARIS MOTORSPORT Chevrolet Lumina												
1	2:56.843	57.184	49.490	1:10.169	106.8	2:56.843							
2	4:48.356B	34.699	42.971	3:30.686	65.5	7:45.199							
3	2:12.106	39.181	37.975	54.950	142.9	9:57.305							
4	2:00.600	28.728	37.305	54.567	156.6	11:57.905							
5	2:00.496	28.781	37.257	54.458	156.7	13:58.401							
6	2:00.221	28.750	36.886	54.585	157.1	15:58.622							
7	1:59.810	28.628	36.850	54.332	157.6	17:58.432							
12	Francesco SINI ITA												
	SOLARIS MOTORSPORT Chevrolet Camaro												
1	2:22.175	45.516	41.142	55.517	132.8	2:22.175							
2	1:58.814	28.184	36.509	54.121	158.9	4:20.989							
3	1:59.280	28.466	36.744	54.070	158.3	6:20.269							
4	4:58.713B	28.640			63.2	11:18.982							
5	2:09.377	35.425	38.094	55.858	145.9	13:28.359							
6	1:58.898	28.358	36.701	53.839	158.8	15:27.257							
7	1:59.538	28.570	36.840	54.128	158.0	17:26.795							
8	6:47.783B	28.615	37.465	5:41.703	46.3	24:14.578							
9	2:05.018	33.525	36.884	54.609	151.0	26:19.596							
10	2:00.042	28.789	36.973	54.280	157.3	28:19.638							

EURO V8 SERIES

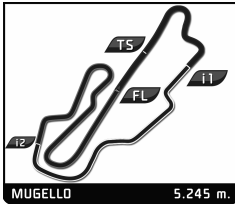


EuroV8Series MUGELLO Free Practice 2 Analysis

■ Personal Best
 ■ Session Best
 ■ Crossing the finish line in pit lane

Lap	Time	Sector 1	Sector 2	Sector 3	Kph	Elapsed	Lap	Time	Sector 1	Sector 2	Sector 3	Kph	Elapsed		
11	1:59.431	28.624	36.728	54.079	158.1	30:19.069									
19	Maurizio COPETTI						ITA	54	Diego ROMANINI						ITA
	TEAM DINAMIC						BMW M3 E92		CAAL RACING						Mercedes C63 AMG
1	3:15.834	1:33.763	44.062	58.009	96.4	3:15.834	1	2:42.341	1:02.138	41.896	58.307	116.3	2:42.341		
2	2:05.629	29.779	38.687	57.163	150.3	5:21.463	2	2:03.411	29.415	38.635	55.361	153.0	4:45.752		
3	2:00.882	29.163	37.030	54.689	156.2	7:22.345	3	2:02.541	29.260	37.970	55.311	154.1	6:48.293		
4	2:00.929	29.424	36.925	54.580	156.1	9:23.274	4	2:02.979	29.342	38.059	55.578	153.5	8:51.272		
5	2:00.011	28.677	36.479	54.855	157.3	11:23.285	5	4:31.656 B	29.993			69.5	13:22.928		
6	2:01.579	29.279	37.594	54.706	155.3	13:24.864	6	2:19.530	38.050	45.375	56.105	135.3	15:42.458		
7	4:32.032 B	28.670			69.4	17:56.896	7	2:01.381	28.747	37.447	55.187	155.6	17:43.839		
8	2:06.352	33.686	37.451	55.215	149.4	20:03.248	8	2:01.304	29.082	37.458	54.764	155.7	19:45.143		
9	1:59.895	28.795	36.579	54.521	157.5	22:03.143	9	2:00.850	28.710	37.442	54.698	156.2	21:45.993		
10	2:00.340	28.620	36.952	54.768	156.9	24:03.483	10	2:07.027	29.055	38.444	59.528	148.6	23:53.020		
11	1:59.999	28.572	36.819	54.608	157.4	26:03.482	11	2:01.696	29.132	37.596	54.968	155.2	25:54.716		
12	1:59.966	28.878	36.706	54.382	157.4	28:03.448	12	2:01.140	28.807	37.318	55.015	155.9	27:55.856		
13	2:00.036	28.680	36.737	54.619	157.3	30:03.484	13	2:01.224	28.996	37.277	54.951	155.8	29:57.080		
							14	2:01.170	29.120	37.076	54.974	155.8	31:58.250		
27	Nicola BALDAN						ITA	58	Leonardo BACCARELLI						ITA
	R.R.T.						Mercedes C63 AMG Coupé		CAAL RACING						Mercedes C63 AMG
1	3:50.832	2:04.421	45.651	1:00.760	81.8	3:50.832	1	2:55.579	1:03.387	44.960	1:07.232	107.5	2:55.579		
2	2:02.248	29.355	37.738	55.155	154.5	5:53.080	2	2:04.332	29.775	38.443	56.114	151.9	4:59.911		
3	2:01.223	28.789	37.232	55.202	155.8	7:54.303	3	2:04.759	29.293	38.974	56.492	151.3	7:04.670		
4	2:00.555	28.778	37.203	54.574	156.6	9:54.858	4	2:04.281	29.630	38.132	56.519	151.9	9:08.951		
5	2:04.948	28.734	41.026	55.188	151.1	11:59.806	5	2:03.631	29.390	38.190	56.051	152.7	11:12.582		
6	1:59.644	28.626	36.911	54.107	157.8	13:59.450	6	6:09.985 B	2:36.850	46.139	2:46.996	51.0	17:22.567		
7	4:54.789 B	29.224			64.1	18:54.239	7	2:11.652	36.970	38.624	56.058	143.4	19:34.219		
8	2:29.094	44.285	43.449	1:01.360	126.6	21:23.333	8	2:03.538	29.451	38.164	55.923	152.8	21:37.757		
9	2:02.410	29.141	38.333	54.936	154.3	23:25.743	9	2:03.939	30.099	37.771	56.069	152.3	23:41.696		
10	1:59.521	28.647	36.811	54.063	158.0	25:25.264	10	2:03.716	29.612	38.052	56.052	152.6	25:45.412		
11	1:59.448	28.648	36.618	54.182	158.1	27:24.712									
12	1:59.914	28.783	36.763	54.368	157.5	29:24.626									
28	Nico CALDAROLA						ITA								
	R.R.T.						Mercedes C63 AMG								
1	5:19.775	3:18.513	51.993	1:09.269	59.0	5:19.775									
2	2:08.879	31.696	39.432	57.751	146.5	7:28.654									
3	2:05.481	29.480	39.190	56.811	150.5	9:34.135									
4	2:03.590	29.531	38.342	55.717	152.8	11:37.725									
47	Domiziano GIACON						ITA								
	SCUDERIA GIUDICI						BMW M3 E92								
1	4:38.725	2:04.000	1:07.553	1:27.172	67.7	4:38.725									
2	2:37.518	42.750	49.731	1:05.037	119.9	7:16.243									
3	2:30.924	37.382	47.212	1:06.330	125.1	9:47.167									
4	2:27.787	34.587	47.381	1:05.819	127.8	12:14.954									
5	2:22.032	34.175	44.668	1:03.189	132.9	14:36.986									
6	2:21.506	33.655	44.049	1:03.802	133.4	16:58.492									
7	2:20.458	33.014	44.059	1:03.385	134.4	19:18.950									
8	2:18.983	32.840	43.348	1:02.795	135.9	21:37.933									
9	2:18.368	32.485	42.841	1:03.042	136.5	23:56.301									
10	2:21.651	32.182	44.348	1:05.121	133.3	26:17.952									
11	2:19.487	33.914	43.255	1:02.318	135.4	28:37.439									
12	2:16.165	32.171	42.469	1:01.525	138.7	30:53.604									

EURO V8 SERIES



EuroV8Series

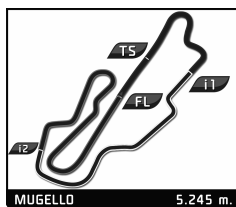
MUGELLO

Free Practice 2

Best Sector Times

SECTOR 1			SECTOR 2		SECTOR 3		Pos	Driver	Ideal Lap	Best Lap
Pos	Driver	Time	Driver	Time	Driver	Time				
1	12 F.SINI	28.184	5 M.MUGELLI	35.932	5 M.MUGELLI	53.599	1	5 M.MUGELLI	1'57.872	1:58.012 (1)
2	5 M.MUGELLI	28.341	19 M.COPETTI	36.479	12 F.SINI	53.839	2	12 F.SINI	1'58.532	1:58.814 (2)
3	4 N.MERCATALI	28.561	12 F.SINI	36.509	27 N.BALDAN	54.063	3	27 N.BALDAN	1'59.307	1:59.448 (3)
4	19 M.COPETTI	28.572	27 N.BALDAN	36.618	11 D.SCHIATTARELLA	54.332	4	19 M.COPETTI	1'59.433	1:59.895 (5)
5	27 N.BALDAN	28.626	4 N.MERCATALI	36.641	19 M.COPETTI	54.382	5	11 D.SCHIATTARELLA	1'59.810	1:59.810 (4)
6	11 D.SCHIATTARELLA	28.628	3 E.DIONISIO	36.756	4 N.MERCATALI	54.696	6	4 N.MERCATALI	1'59.898	1:59.965 (6)
7	54 D.ROMANINI	28.710	11 D.SCHIATTARELLA	36.850	54 D.ROMANINI	54.698	7	54 D.ROMANINI	2'00.484	2:00.850 (8)
8	6 J.GIACON	28.759	1 T.KOSTKA	36.871	6 J.GIACON	54.725	8	1 T.KOSTKA	2'00.527	2:00.597 (7)
9	1 T.KOSTKA	28.787	54 D.ROMANINI	37.076	1 T.KOSTKA	54.869	9	3 E.DIONISIO	2'00.713	2:01.064 (9)
10	3 E.DIONISIO	28.947	6 J.GIACON	37.308	3 E.DIONISIO	55.010	10	6 J.GIACON	2'00.792	2:01.067 (10)
11	58 L.BACCARELLI	29.293	58 L.BACCARELLI	37.771	28 N.CALDAROLA	55.717	11	58 L.BACCARELLI	2'02.987	2:03.538 (11)
12	28 N.CALDAROLA	29.480	2 D.STANCHERIS	37.988	58 L.BACCARELLI	55.923	12	28 N.CALDAROLA	2'03.539	2:03.590 (12)
13	2 D.STANCHERIS	29.680	28 N.CALDAROLA	38.342	2 D.STANCHERIS	56.018	13	2 D.STANCHERIS	2'03.686	
14	47 D.GIACON	32.171	47 D.GIACON	42.469	47 D.GIACON	1:01.525	14	47 D.GIACON	2'16.165	2:16.165 (13)

EURO V8 SERIES



EuroV8Series

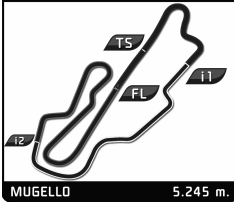
MUGELLO

Free Practice 2

Best Top Speeds

Driver	Team	Top 1		Top 2		Top 3		Top 4		Top 5		Avg
		Kph	Lap	Kph	Lap	Kph	Lap	Kph	Lap	Kph	Lap	
27 Nicola BALDAN	R.R.T.	271.4	7	269.3	6	268.7	12	268.0	10	268.0	11	269,1
28 Nico CALDAROLA	R.R.T.	266.0	4	265.4	2	265.4	3	141.4	1			234,6
54 Diego ROMANINI	CAAL RACING	262.8	8	262.8	9	262.1	10	261.5	12	260.9	14	262,0
12 Francesco SINI	SOLARIS MOTORSPORT	261.5	10	259.0	11	259.0	8	259.0	4	258.4	6	259,4
11 Domenico SCHIATTARELLA	SOLARIS MOTORSPORT	260.9	4	260.9	7	260.2	6	259.0	5	191.5	2	246,5
58 Leonardo BACCARELLI	CAAL RACING	260.2	9	259.6	10	259.6	8	258.4	3	258.4	4	259,2
5 Massimiliano MUGELLI	TEAM DINAMIC	257.8	4	256.5	3	255.3	8	252.3	7	251.2	9	254,6
4 Niccolò MERCATALI	TEAM DINAMIC	256.5	13	253.5	12	252.3	4	252.3	11	252.3	6	253,4
19 Maurizio COPETTI	TEAM DINAMIC	254.7	3	252.9	13	252.3	4	252.3	5	252.3	6	252,9
6 Jonathan GIACON	SCUDERIA GIUDICI	253.5	9	252.3	8	248.8	10	248.3	2	247.7	6	250,1
1 Tomas KOSTKA	AUDI SPORT ITALIA	244.9	5	244.3	3	243.8	4	243.2	10	242.7	9	243,8
3 Ermanno DIONISIO	AUDI SPORT ITALIA	244.9	7	243.8	6	242.2	5	241.1	10	241.1	9	242,6
2 Davide STANCHERIS	AUDI SPORT ITALIA	240.5	4	196.7	2	141.0	3	131.2	5	101.9	1	162,3
47 Domiziano GIACON	SCUDERIA GIUDICI	228.8	11	226.9	10	225.5	12	221.3	3	220.0	7	224,5
9 Gianni GIUDICI	SCUDERIA GIUDICI											
7 Kevin GIACON	MRT BY NOCENTINI (TBC)											

EURO V8 SERIES



EuroV8Series

MUGELLO

Free Practice 2

Fastest Lap Sequence

Practice Time	Driver	Team	Car	Class	Time	Kph	Lap
4:20.989	12 Francesco SINI	SOLARIS MOTORSPORT	Chevrolet Camaro		1:58.814	158.9	2
19:38.973	5 Massimiliano MUGELLI	TEAM DINAMIC	BMW M3 E92		1:58.012	160.0	6